

# RPST

## STEEL RUNNING MAN SIGN

### Specification grade sign

The clean lines of the RPST series of commercial steel signs present a fully modern appearance. The high quality steel housing eliminates light leaks and provides superior illumination and uniformity. The RPST series offers a wide variety of options.



#### FEATURES & SPECIFICATIONS

##### CIRCUITRY - AC & AC/DC

- Nichia LED ultra bright light source
- 120/277/347 V AC Input, field selectable
- Emergency DC wattages as follows:  
 6 V DC = 0.9 W  
 12 V DC = 0.9 W  
 24 V DC = 0.9 W

##### CIRCUITRY - SELF-POWERED

- Nichia LED ultra bright light source
- 120/277/347 V AC Input, field selectable
- High-performance, Ni-Cad battery
- 90 or 120 minutes emergency duration
- Solid state transfer and battery charger

##### CIRCUITRY - NUCLEUS

- Emergency DC wattage as follow:  
 24 V DC = 0.10 A/2.4 W
- This unit can be connected to Nucleus's smart battery unit. Please view the Nucleus brochure for more details on this technology.

- Universal mounting: ceiling mount, wall mount, end mount
- White powder coat finish standard, other colors optional

##### APPROVALS






- CSA Certified to C22.2 #141-15 and C860

##### MECHANICAL

- 20 gauge steel construction
- Universal faces

##### COMPLIANCE

- Meets requirements of ICES-005

OVERVIEW			
<b>LIGHT SOURCE</b>	LED	<b>DC VOLTAGE [VDC]</b>	6, 12, 24
<b>INPUT VOLTAGE [V AC]</b>	120/277/347	<b>DC POWER [W]</b>	0.9
<b>INPUT POWER [W]</b>	1.9 AC & AC/DC SINGLE OR DOUBLE FACE 2W SELF-POWERED SINGLE OR DOUBLE FACE	<b>DC POWER/VOLTAGE [NUCLEUS]</b>	24 V = 2.4 W
<div>  NUCLEUS COMPATIBLE            LED            QUICKSHIP            ICES 005            CSA®  <small>Energy Verified Energie Verifiée</small> </div>			

#### POWER CONSUMPTION TABLE

MODEL	VOLTAGE	POWER	CURRENT
RPST-BAT	120 V	2 W	0.024 A
	277 V	1.5 W	0.007 A
	347 V	1.9 W	0.008 A
RPST-BAT1	120 V	3.35 W	0.034 A
	277 V	2.63 W	0.01 A
	347 V	3.31 W	0.012 A
RPST-UNVDC	120 V	1.8 W	0.022 A
	277 V	1.4 W	0.006 A
	347 V	1.7 W	0.007 A

For complete warranty details, please see our terms and conditions on our website.

## TYPICAL SPECIFICATION



### TYPICAL SPECIFICATION

Supply and install Aimlite RPST Series, all steel Running Man Exit Signs. The sign shall operate with AC/DC field selectable 120/277/347 V AC Input, field selectable Emergency DC voltage as follows 6 V 0.9 W, 12 V 0.9 W, 24 V DC 0.9 W. The Self powered configuration shall be AC field selectable 120/277/347v and consist of a long lasting Nickel-Cadmium battery and shall stay illuminated for a minimum of 120 minutes upon AC failure. The face shall be illuminated by using Nichia LED ultra-bright light source. The sign shall be suitable for wall, end, or ceiling mount and come complete with 3 Running Man fibers for universal direction. The frame and back plate shall each be of a one-piece steel construction. The Exit Running Man Sign shall be CSA 22.2 No.141-15 certified, ICES 005 compliant and be Aimlite model number RPST\_\_\_\_\_.

## QUICK SHIP GUIDE

PART NUMBER	DC VOLTS [V DC]	NBR OF FACES	LIGHT SOURCE	INPUT VOLTS [VAC]	COLOR
RPSTUMWHT-BAT1	BAT1	UNIVERSAL	LED	120/277/347	WHITE
RPSTUMWHT-UNVDC	UNVDC	UNIVERSAL	LED	120/277/347	WHITE

## ORDERING GUIDE

RPST		M		-		/	
SERIES	NBR OF FACES	MOUNTING	COLOR	DC VOLTAGE*	OPTIONS		
RPST	U - UNIVERSAL FACES 1 - SINGLE FACE 2 - DOUBLE FACE	M - UNIVERSAL	WHT - WHITE BLK - BLACK GRY - GREY CUS - CUSTOM COLOR (PLEASE SPECIFY)	UNVDC - UNIVERSAL DC BACKUP VOLTAGE FROM 6 TO 24 V DC BAT - SELF-POWERED FOR 90 MINUTES BAT1 - SELF-POWERED FOR 120 MINUTES NUC - NUCLEUS DRIVER	ATD <sup>1</sup> , BKO, BNO, K5, PGD, SPW, VDR, WGD <sup>2</sup> , LBN		
					0 - NO INDICATORS (DOUBLE FACE ONLY) ↓ ↑ ↗ ↘ ↙ ↘ 0 U UR DR DL UL Note: Indicators option available for single & double option only.		

\* If AC only is required, select the UNVDC option and do not connect the DC wires when installing.

<sup>1</sup> ATD available with BAT and BAT1.

<sup>2</sup> Specify mounting.

## OPTIONS

DESCRIPTION	DESCRIPTION
<b>ATD</b> AUTOMATIC TEST SELF-DIAGNOSTIC	<b>PGD</b> LEXAN GUARD (SEPARATE ORDER)
<b>BKO</b> BLACK OUT OPTION (SPECIAL WORDING)	<b>SPW</b> SPECIAL WORDING
<b>BNO</b> WHITE OUT OPTION (SPECIAL WORDING)	<b>VDR</b> VANDAL RESISTANT SCREWS
<b>K5</b> 1/2" KNOCKOUT FOR PENDANT MOUNT	<b>WGD</b> WIREGUARD (SEPARATE ORDER)
<b>LBN</b> LOW BRIGHTNESS	

## WIREGUARD<sup>1</sup>

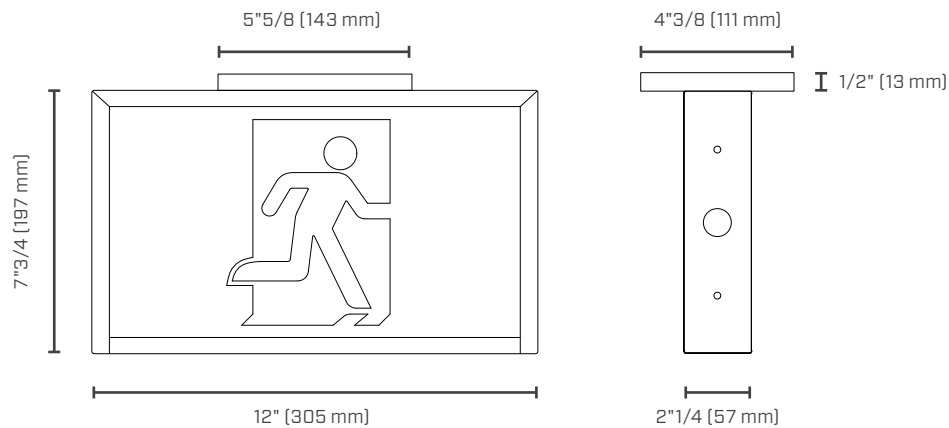
PART NUMBER	DIMENSIONS (IN)
WALL MOUNT	WG0520-V2
CEILING MOUNT	WG0540-V2
END MOUNT	WG0650-V2

<sup>1</sup> Please contact AimLite customer service representative for more information.

## LEXAN GUARD

	PART NUMBER	DIMENSIONS (IN)
WALL MOUNT	PGD109	14 X 9.75 X 3.5
CEILING MOUNT	PGD110	14 X 5.75 X 10
END MOUNT	PGD106	5.5 X 9.25 X 18.5

## DIMENSIONS



Comes standard [single and universal face] with three pictogram legends for direction selection.



Comes standard [double face] with two pictogram legends.



For double face no arrow options, select "No indicators" on the options column.