

# W18NS

## LED WRAPAROUND

### 3 CCT AND 3 POWER SELECTABLE

The W18NS is a low profile, surface-mounted fixture with reduced glare. It is styled to reproduce the look of a traditional fluorescent wrap. Featuring a 120-347 V driver with CCT and Power selectable functions, this fixture is ideal for a variety of commercial indoor applications.



## FEATURES & SPECIFICATIONS

### CONSTRUCTION

#### Physical Characteristics

- White steel housing
- Frosted PMMA lens

#### Mounting











- Surface

### PERFORMANCE DATA

- Available in 3 500/4 000/5 000 K selectable color temperature
- 80+ CRI
- Electrical ratings: 120-347 V
- Estimated life of over 190 000 hours to L70
- 0-10 V dimming standard (dimming range: 10-100 %)
- 2.5 kV surge protection
- Operating temperature: -20 °C to 50 °C (-4 °F to 122 °F)

### COMPLIANCES

- UL listed for Canada and USA for damp locations
- DLC Premium and Standard
- Meets requirements of ICES-005 issue 5 class A for use in commercial applications

OVERVIEW			
LIGHT SOURCE	LED	EFFICACY (LM/W)	130 - 146
WATTS [W]	22 - 38	COLOR TEMPERATURE [K]	3 500/4 000/5 000
LUMEN OUTPUT [LM]	2 970 - 5 320	CRI	80+
<div>           </div>			

Not all products are qualified on the DLC QPL. To view our DLC qualified products, please consult the DLC Qualified Products List at [www.designlights.org/search](http://www.designlights.org/search).

Data is based upon tests performed in a controlled environment. Actual performance can vary depending on operating conditions. All products are subject to change or may be discontinued any time without notice.

# W18NS

## QUICK SHIP ORDERING GUIDE



PART NUMBER	WATTS [W]	VOLTS [V AC]	COLOR TEMP. [K] <sup>1</sup>	LUMEN [LM] <sup>2,3</sup>	EFFICI- CACY [LM/W]	CRI	LIFE L70 (HRS) <sup>4</sup>	TESTED HOURS LM-80 (HRS) <sup>4</sup>	DIMMING [YES/NO]	POWER FACTOR	THD [%]	CASE QTY [MASTER]
W18NS-48PS-32/3C	22/30/38	120-347	3 500/4 000/5 000	3 212/4 290/5 320	130	80+	190 000	9 000	YES	0.90	10	4

<sup>1</sup> Typical color temperature range: +/- 5 %.  
<sup>2</sup> Lumen values are derived from photometric testing. Initial lumens range: +/- 10 %.  
<sup>3</sup> Lumen values are based on 4 000 K default programming. Please refer to the LUMEN SPECIFICATION TABLE for more details on other color temperatures.  
<sup>4</sup> Life hours are derived from IESNA LM-80 testing report and projected per IESNA TM-21 extrapolations.

## DLC UNIQUE ID TABLE

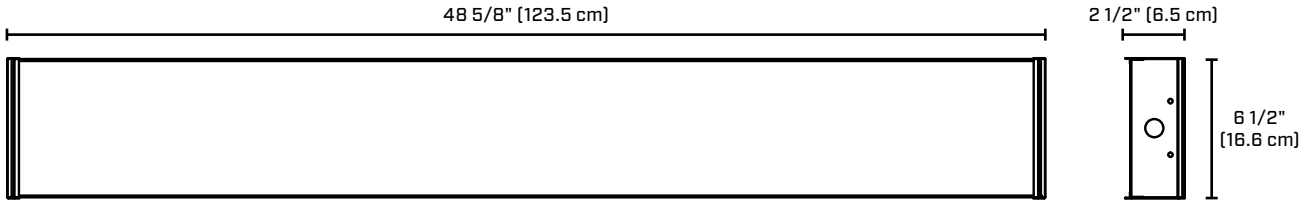
PART NUMBER	DLC PREMIUM UNIQUE ID LOW BAY	DLC STANDARD UNIQUE ID LINEAR AMBIENT
W18NS-48PS-32/3C	S-L2R5LV	S-Q9GLJ9

## LUMEN SPECIFICATION TABLE

PART NUMBER	WATTS [W]	3 500 K		4 000 K		5 000 K	
		LUMEN OUTPUT [LM]	EFFICACY [LM/W]	LUMEN OUTPUT [LM]	EFFICACY [LM/W]	LUMEN OUTPUT [LM]	EFFICACY [LM/W]
W18NS-48PS-32/3C	22	2 970	135	3 212	146	2 992	136
	30	3 990	133	4 290	143	3 990	133
	38	4 940	130	5 320	140	4 940	130

DEFAULT PROGRAMMING  
38 W / 4 000 K

## DIMENSIONS AND WEIGHTS

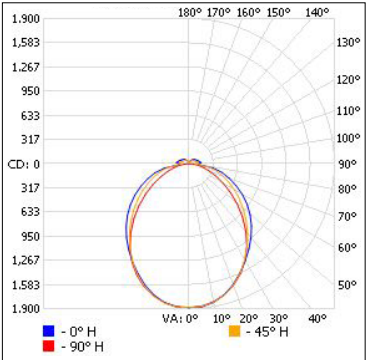


Net weight (lbs)	6.1
------------------	-----

## PHOTOMETRIC DATA<sup>1</sup>

W18NS-48PS-32/3C • 38 W • 4 000 K • 5 247.6 LM

### POLAR CANDELA DISTRIBUTION



### ZONAL LUMEN SUMMARY

ZONE	LUMENS	% FIXTURE
0-30	1 410.5	26.9
0-40	2 248.3	42.8
0-60	3 796.5	72.3
60-90	1 069.0	20.4
70-100	615.5	11.7
90-120	259.6	4.9
0-90	4 865.4	92.7
90-180	382.2	7.3
0-180	5 247.6	100

### ILLUMINANCE AT A DISTANCE

CENTER BEAM FC		BEAM WIDTH	
2.0'	471.1	5.6'	4.3'
4.0'	117.8	11.2'	8.5'
6.0'	52.3	16.8'	12.8'
8.0'	29.4	22.4'	17.1'
10.0'	18.8	28.1'	21.3'

■ Vert. Spread: 109.0° ■ Hor. Spread: 93.7°

<sup>1</sup> Complete IES files available on our website.

Data is based upon tests performed in a controlled environment. Actual performance can vary depending on operating conditions. All products are subject to change or may be discontinued any time without notice.