

SRS

LED SLIM STRIP

WITH ROUND LENS

3 CCT AND 3 POWER SELECTABLE

The SRS series showcases a slim profile, allowing for installation in tight and restrictive spaces. Benefit from high-performance light output without sacrificing smooth and uniform lighting. With its classic round lens design, the SRS series is the perfect choice for a wide range of commercial and industrial applications.



FEATURES & SPECIFICATIONS

CONSTRUCTION

Physical Characteristics

- Slim and compact two-part housing design with tool-less entry
- Safety cables placed between lens compartment and housing for easy installation and maintenance
- CCT and Power Selectable switches are placed discretely inside the housing
- 24 gauge semi-gloss white powder painted steel
- Frosted PMMA lens

Mounting





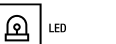







- Surface, suspended or row mounted (see accessories)
- Canopy plate for octagonal junction box included

PERFORMANCE DATA

- Available in 3 500/4 000/5 000 K selectable color temperature
- 80+
- Electrical ratings: 120-347 V
- Estimated life of over 156 000 hours to L70
- 0-10 V dimming standard
- 2.5 kV surge protection
- Operating temperature: -20 °C to 50 °C (-4 °F to 122 °F)

COMPLIANCES

- UL listed for Canada and USA for damp locations
- DLC Premium and Standard
- Meets requirements of ICES-005 issue 5 class A for use in commercial applications

OVERVIEW			
LIGHT SOURCE	LED	EFFICACY [LM/W]	130 - 160
WATTS [W]	20 25/30/45 65/75/90	COLOR TEMPERATURE [K]	3 500/4 000/5 000
LUMEN OUTPUT [LM]	2 600 - 12 600	CRI	80+
<div>        </div> <div>      </div>			

Not all products are qualified on the DLC QPL. To view our DLC qualified products, please consult the DLC Qualified Products List at www.designlights.org/search.

Data is based upon tests performed in a controlled environment. Actual performance can vary depending on operating conditions. All products are subject to change or may be discontinued any time without notice.

QUICK SHIP ORDERING GUIDE



PART NUMBER	WATTS	VOLTS	COLOR TEMP.	LUMEN OUTPUT	EFFICACY	CRI	LIFE L70	TESTED HOURS LM-80	DIMMING	POWER FACTOR	THD	MASTER CASE QTY
	[W]	[VAC]	[K] ¹	[LM]	[LM/W]		[HRS] ⁴	[HRS] ⁴	[YES/NO]		[%]	
24" CCT SELECTABLE												
SRS-2LA1-32/3C	20	120-347	3 500/4 000/5 000	2 600 ²	130	80+	156 000	10 000	YES	0.90	10	9
48" CCT AND POWER SELECTABLE												
SRS-4LP45-32/3C	25/30/45	120-347	3 500/4 000/5 000	4 000/4 650/6 525 ³	145	80+	156 000	10 000	YES	0.90	10	9
96" CCT AND POWER SELECTABLE												
SRS-8LP90-32/3C	65/75/90	120-347	3 500/4 000/5 000	9 490/10 725/12 600 ³	140	80+	156 000	10 000	YES	0.90	10	1

¹ Typical color temperature range: +/- 5 %.

² Lumen values are derived from DLC reported data at 3 500 K. Please refer to the LUMEN SPECIFICATION TABLE for more details on other color temperatures.

³ Lumen values are based on 4 000 K default programming. Please refer to the LUMEN SPECIFICATION TABLE for more details on other color temperatures.

⁴ Life hours are derived from IESNA LM-80 testing report and projected per IESNA TM-21 extrapolations.

DLC UNIQUE ID TABLE

PART NUMBER	DLC PREMIUM UNIQUE ID	DLC STANDARD UNIQUE ID	DLC STANDARD UNIQUE ID
	STAIRWELL	LINEAR AMBIENT	LOW / HIGH BAY
SRS-2LA1-32/3C	S-1K5M1M	S-M8D819	-
SRS-4LP45-32/3C	S-DPXC7F	S-JJNGXZ	S-CZ7XGS
SRS-8LP90-32/3C	S-H9MMDP	S-LDDWS2	S-860YR8

LUMEN SPECIFICATION TABLE

PART NUMBER	WATTS	3 500 K		4 000 K		5 000 K	
		LUMEN OUTPUT [LM]	EFFICACY [LM/W]	LUMEN OUTPUT [LM]	EFFICACY [LM/W]	LUMEN OUTPUT [LM]	EFFICACY [LM/W]
SRS-2LA1-32/3C	20	2 600	130	2 900	145	2 700	135
SRS-4LP45-32/3C	25	3 625	145	4 000	160	3 750	150
	30	4 200	140	4 650	155	4 350	145
	45	5 850	130	6 525	145	6 075	135
SRS-8LP90-32/3C	65	8 840	136	9 490	146	8 840	136
	75	9 975	133	10 725	143	9 975	133
	90	11 700	130	12 600	140	11 700	130

DEFAULT PROGRAMMING

SRS-2LA1-32/3C : 4 000 K

SRS-4LP45-32/3C : 45 W / 4 000 K

SRS-8LP90-32/3C : 90 W / 4 000 K

COMPATIBLE DIMMERS¹

BRAND	MODEL NUMBER
LEVITON	ILLUMATECH IP710-LFZ DECORA DS710-10Z
LUTRON	NOVA T NTSTV-DV NOVA NFTV DIVA DVSTV
PHILIPS	RH4FBL3PW

DIMMING RANGE: 10%-100%

¹ This table shows dimmers that have been tested and have demonstrated proper operation under normal conditions. Each installation being unique, various factors such as load, common neutrals or other electrical products on the circuit can, in certain instances, cause variance in system performance. Read and comply to the dimmer installation instructions. Consult dimming system manufacturer for additional support in operation. Some dimmers may require more than one product for stable operation. AimLite recommends to use dimmers designed to work with LED products. Older dimmers designed for incandescent products may cause erratic operation.

ACCESSORIES (ORDER SEPARATELY)

PART NUMBER	TYPE
BKT940	V-HOOKS (SET OF 2)
BKT347-A	SUSPENSION KIT - 2 CHAINS (1 M) ¹
KIT-STRIPS-AC10-WH	10' COMPLETE AIRCRAFT CABLE KIT WITH 5-WIRE POWER FEED AND 2 CANOPIES
KIT-STRIPSAC10-NCW	10' SINGLE SIDE AIRCRAFT CABLE WITH CANOPY (NON-POWER FEED)
BKT939-WH	CONTINUOUS ROW MOUNTING CONNECTOR
BKT938	TRANSPARENT END CAPS (SET OF 2)
WGD906-2FT-KIT	WIRE GUARD KIT 24"
WGD916-4FT	WIRE GUARD KIT 48" ²
REF693-4	REFLECTOR WINGS KIT 48" ²
LEN413-2	REPLACEMENT LENS 24"
LEN413-4	REPLACEMENT LENS 48"
LEN413-8	REPLACEMENT LENS 96"

¹ Must be used in conjunction with BKT940.

² For 96" luminaires, order 2 units.

INCLUDED IN THE BOX



CANOPY PLATE FOR JUNCTION BOX



REF693-4 [48"]
Reflector Wings Kit



BKT940
V-Hooks (Set of 2)



BKT347-A
Suspension Kit - 2 Chains (1 m)




WGD906-2FT-KIT [24"] / WGD916-4FT [48"]
Wire Guard Kits



BKT939-WH
Continuous Row Mounting Connector



KIT-STRIPS-AC10-WH
10' Complete Aircraft Cable Kit with 5-Wire Power Feed and 2 Canopies



KIT-STRIPSAC10-NCW
10' Single Side Aircraft Cable with Canopy (Non-Power Feed)



BKT938
Transparent End Caps (Set of 2)

TRANSPARENT END CAPS

Our transparent end caps accessory is the perfect option for creating a seamless and consistent run of light when the SRS LED slim strips are mounted in a continuous row. This accessory can also be used for regular installations (non-row mounted) to create a unique and pleasant 360° illumination!



Transparent End Caps

Standard End Caps




AIRCRAFT CABLE KITS

The aircraft cable kits combine both style and function for a finished look and are offered in two distinct versions.

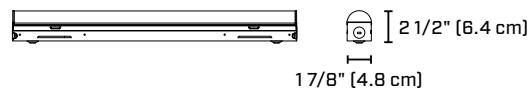
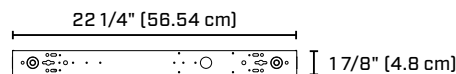
The complete aircraft cable kit (KIT-STRIPS-AC10-WH) is an all-in-one solution that includes a set of two 10-foot aircraft cables, a 10-foot 5-wire power cord, two canopies and all necessary installation hardware.

The single side aircraft cable (KIT-STRIPSAC10-NCW) is primarily designed for row mounting applications when used with the complete aircraft cable kit, to allow for multiple luminaires to be powered by a single power feed and as support point when joining luminaires together. It may also be used solely for suspension when an alternative power feed is used such as a BX cable. This kit includes a single 10-foot aircraft cable, one canopy and all necessary installation hardware.



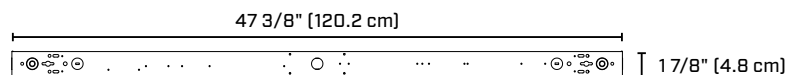
DIMENSIONS AND WEIGHTS

24"

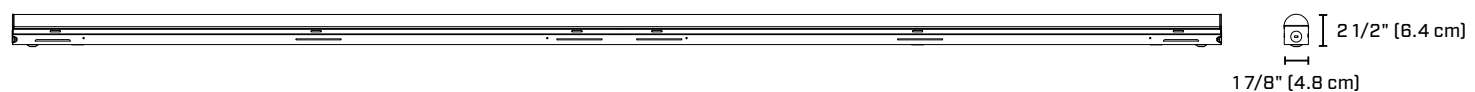
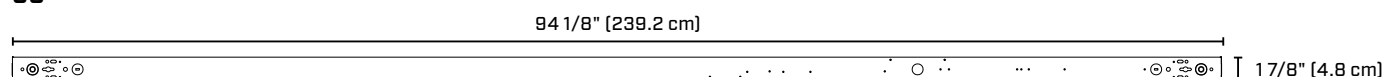


NET WEIGHT (LBS)	
24"	2.20
48"	3.64
96"	7.05

48"



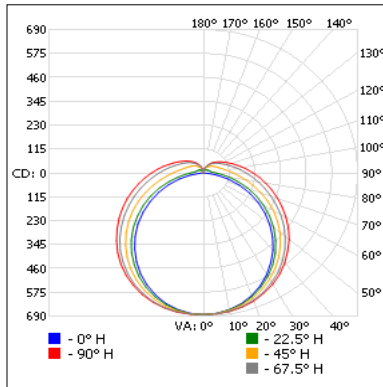
96"



PHOTOMETRIC DATA¹

SRS-2LA1-32/3C • 4 000 K • 2 748.8 LM

POLAR CANDELA DISTRIBUTION



ZONAL LUMEN SUMMARY

ZONE	LUMENS	% FIXTURE
0-30	538.0	19.6
0-40	890.4	32.4
0-60	1 629.6	59.3
60-90	721.6	26.3
70-100	531.0	19.3
90-120	276.1	10
0-90	2 351.2	85.5
90-180	397.6	14.5
0-180	2 748.8	100

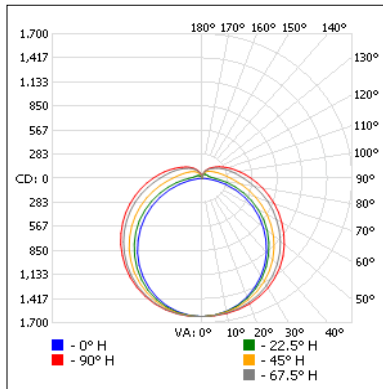
ILLUMINANCE AT A DISTANCE

CENTER BEAM FC		BEAM WIDTH	
2.0'	170.6	5.7'	12.6'
4.0'	42.6	11.3'	25.1'
6.0'	19.0	17.0'	37.7'
8.0'	10.7	22.7'	50.2'
10.0'	6.8	28.3'	62.8'

■ Vert. Spread: 109.6° ■ Hor. Spread: 144.7°

SRS-4LP45-32/3C • 45 W • 4 000 K • 8 610.6 LM

POLAR CANDELA DISTRIBUTION



ZONAL LUMEN SUMMARY

ZONE	LUMENS	% FIXTURE
0-30	1 279.8	19.4
0-40	2 117.3	32
0-60	3 879.5	58.7
60-90	1 750.4	26.5
70-100	1 295.1	19.6
90-120	681.6	10.3
0-90	5 629.9	85.2
90-180	980.7	14.8
0-180	6 610.6	100

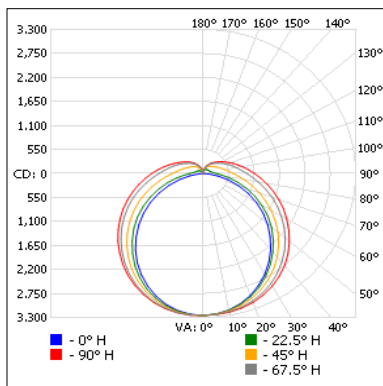
ILLUMINANCE AT A DISTANCE

CENTER BEAM FC		BEAM WIDTH	
2.0'	406.6	5.6'	13.3'
4.0'	101.6	11.3'	26.7'
6.0'	45.2	16.9'	40.0'
8.0'	25.4	22.5'	53.3'
10.0'	16.3	28.1'	66.7'

■ Vert. Spread: 109.2° ■ Hor. Spread: 146.6°

SRS-8LP90-32/3C • 90 W • 4 000 K • 13 221.3 LM

POLAR CANDELA DISTRIBUTION



ZONAL LUMEN SUMMARY

ZONE	LUMENS	% FIXTURE
0-30	2 559.7	19.4
0-40	4 234.5	32
0-60	7 759.0	58.7
60-90	3 500.8	26.5
70-100	2 590.2	19.6
90-120	1 363.2	10.3
0-90	11 259.8	85.2
90-180	1 961.4	14.8
0-180	13 221.3	100

ILLUMINANCE AT A DISTANCE

CENTER BEAM FC		BEAM WIDTH	
2.0'	813.2	5.6'	13.3'
4.0'	203.3	11.3'	26.7'
6.0'	90.4	16.9'	40.0'
8.0'	50.8	22.5'	53.3'
10.0'	32.5	28.1'	66.7'

■ Vert. Spread: 109.2° ■ Hor. Spread: 146.6°

¹ Complete IES files available on our website.