

# RPRC RUNNING MAN WALL RECESSED

The RPRC is the first Aimlite sign that can be fully recessed into any wall. It therefore can be installed at any heights level required. Its 20 gauge steel construction provides for a rigid, durable and lightweight sign. Available in AC only, AC/DC and internally self-powered versions.



## FEATURES & SPECIFICATIONS

### CIRCUITRY - AC & AC/DC

- LED ultra bright light source
- 120/277/347 V AC
- 1.9 W power consumption
- Emergency DC wattages as follows: 6 V DC = 0.9 W, 12 V DC = 0.86 W, 24 V DC = 0.87 W

### CIRCUITRY - SELF-POWERED

- LED ultra bright light source
- 120/277/347 V AC
- 2 W power consumption
- High performance, Ni-Cad battery
- 90 or 120 minutes emergency duration
- Solid state transfer and battery charger

### MECHANICAL




- Rigid housing steel construction
- Single face
- Recess wall mount
- White faceplate is made of steel
- Brushed aluminum faceplate is made of aluminum

### APPROVALS

- CSA Certified to C22.2 #141-15

### COMPLIANCES

- Meets requirements of ICES-005

OVERVIEW			
LIGHT SOURCE	LED	INPUT VOLTAGE [V AC]	120/277/347
INPUT POWER	UNVDC OR AC ONLY: 120V / 0.022A / 1.80W 277V / 0.006A / 1.40W 347V / 0.007A / 1.70W	DC VOLTAGE/POWER	6V DC = 0.90W 12V DC = 0.86W 24V DC = 0.87W
	SELF-POWERED: 120V / 0.024A / 2W 277V / 0.007A / 1.5W 347V / 0.008A / 1.9W		
<div><div> LED</div><div> ICES 005</div><div></div></div>			

For complete warranty details, please see our terms and conditions on our website.

Data is based upon tests performed in a controlled environment. Actual performance can vary depending on operating conditions.

All products are subject to change or may be discontinued any time without notice.

## TYPICAL SPECIFICATION



## TYPICAL SPECIFICATION

Supply and install Aimlite RPRC Series, Fully recessed Running Man Exit Signs. The sign shall operate with AC/DC field selectable 120/277/347 V AC Input, field selectable Emergency DC voltage as follows 6 V 0.9 W, 12 V 0.9 W, 24 V DC 0.9 W. The Self powered configuration shall be AC field selectable 120/277/347v and consist of a long lasting Nickel-Cadmium battery and shall stay illuminated for a minimum of 120 minutes upon AC failure. The face shall be illuminated by using Nichia LED ultra-bright light source. The sign shall be fully recessed, single face and come complete with 3 Running Man fibers for universal direction. The Running sign shall be fully recessed and suitable for any construction type. The Exit Running Man Sign shall be CSA 22.2 No.141-15 certified, ICES 005 compliant and be Aimlite model number RPRC

## ORDERING GUIDE

RPRC	1			
SERIES	NBR OF FACE	COLOR	DC OUTPUT*	OPTIONS
RPRC	1 - SINGLE FACE	WH - WHITE BA - BRUSHED ALUMINUM	UNVDC - UNIVERSAL DC BACKUP VOLTAGE FROM 6 TO 24 V DC BAT - SELF-POWERED FOR 90 MINUTES BAT1 - SELF-POWERED FOR 120 MINUTES	ATD <sup>1</sup> , BKO, BNO, LXS <sup>2</sup> , SPW, VDR  ↓ ↑ ↗ ↘ ↙ ↘ D U UR DR DL UL

\* If AC only is required, select the UNVDC option and do not connect the DC wires when installing.

<sup>1</sup> ATD available with BAT and BAT1.

<sup>2</sup> Lexan shield option will be mounted inside the unit and includes tamper proofs screws.

## EMERGENCY LIGHTING OPTIONS

OPTION	DESCRIPTION
ATD	AUTOMATIC TEST SELF-DIAGNOSTIC
BKO	BLACK OUT OPTION
BNO	WHITE OUT OPTION
LXS	VANDAL RESISTANT WRAPAROUND SHIELD (SEPARATE ORDER)
SPW	SPECIAL WORDING
VDR	TAMPER PROOF SCREWS

## CONFIGURATIONS



Comes standard (single face) with three pictogram legends for direction selection.

## DIMENSIONS

