

DELUGE - RPN

WET LOCATION ANTI VANDAL RUNNING MAN



The RPN series of wet location anti vandal running man is designed to operate in extreme environments. The unit, designed using a polycarbonate housing, maintains its sealed interior with a continuous integral gasket. As well, LED pilot light and test switch are sealed type. Available in AC/DC and internally self-powered versions.

FEATURES & SPECIFICATIONS

ELECTRICAL – AC/DC

- LED ultra bright light source
- 120/277/347 VAC 60 Hz Input, field selectable
- 2 W power consumption single or double face
- 6 V, 12 V and 24 V universal DC
 6 VDC = 0.8 W, 12 VDC = 0.9 W, 24 VDC = 1.2 W

ELECTRICAL – SELF-POWERED

- LED ultra bright light source
- 120/277/347 VAC Input, field selectable
- 3.34 W power consumption single or double face
- High-performance, sealed Ni-Cad battery
- 90 minutes emergency duration [standard]
 120 minutes emergency duration is optional
- Solid state transfer and battery charger
- Auto test feature comes standard

MECHANICAL








- Reinforced polycarbonate construction
- Stainless steel tamper proof screws and bits
- One piece, molded and gasketed lens
- Universal spider knock-out pattern stamped into backplate for junction box mounting [backplate available with single face unit only]
- Universal models include ceiling or end mount, field installable canopy kit
- UNVDC Sign: -35°C to +40°C
- Self-Powered Sign: +10°C to +40°C with Cold Weather option added: -20°C to +40°C [available only with BAT]

APPROVALS

- CSA Certified to C22.2 #141-15
- CSA Certified to C860-11
- CSA Certified type 2, 3, 3R, 4, 4X, 5, 12 or 12K
- CSA Certified to NSF 2
- IP66
- IK10

COMPLIANCE

- Meets requirements of ICES-005

OVERVIEW			
LIGHT SOURCE	LED	DC VOLTAGE / POWER	6 VDC = 0.8 W 12 VDC = 0.9 W 24 VDC = 1.2 W
INPUT VOLTAGE [VAC]	120/277/347		
INPUT POWER	2 W AC & AC/DC SINGLE OR DOUBLE FACE 3.34 W SELF-POWERED SINGLE OR DOUBLE FACE		
 LED	 WET LOCATION	 IP RATING	 ICES 005
		 IMPACT RESISTANCE	 Energy Verified Energie Vérifiée
			 SANITATION NSF/ANSI 2

For complete warranty details, please see our terms and conditions on our website

TYPICAL SPECIFICATION



TYPICAL SPECIFICATION

Supply and install Aimlite RPN Series. The RPN shall be of a reinforced polycarbonate construction, stainless steel tamper proof screws and bits, one piece, molded and gasketed lens, universal spider knockout pattern stamped into back plate for junction box mounting. Universal models include ceiling or end mount, field installable canopy kit. The sign shall operate with AC/DC field selectable 120/277/347 V AC Input, field selectable Emergency DC voltage as follows 6 V 0.9 W, 12 V 0.9 W, 24 V DC 0.9 W. The Self powered configuration shall be AC field selectable 120/277/347v and consist of a long lasting Nickel-Cadmium battery and shall stay illuminated for a minimum of 120 minutes upon AC failure. The self-powered sign comes standard for +10°C to +40°C environments or with a cold weather option for -20°C to +40°C. The face shall be illuminated by using Nichia LED ultra-bright light source. The sign shall come complete with 3 Running Man fibers for universal direction. The Exit Running Man Sign shall be CSA 22.2 No.141-15 certified, CSA Certified type 2, 3, 3R, 4, 4X, 5, 12 or 12K, CSA Certified to NSF 2, IP66, IK10 and ICES 005 compliant and be Aimlite model number RPN_____.

ORDERING GUIDE

RPN				-	
SERIES	NBR OF FACES	MOUNTING	FRAME COLOUR	DC VOLTAGE (VDC)	OPTIONS
RPN	1 - SINGLE FACE 2 - DOUBLE FACE	BLANK - UNIVERSAL	BLK - BLACK WHT - WHITE	UNVDC - UNIVERSAL DC BACKUP VOLTAGE FROM 6 TO 24 BAT - SELF-POWERED FOR 90 MINUTES BAT1 - SELF-POWERED FOR 120 MINUTES NUC - NUCLEUS DRIVER	ATD ¹ - AUTOMATIC TEST STANDARD CW ² - COLD WEATHER AT -20°C TO +40°C 0 - NO INDICATORS (DOUBLE FACE ONLY) ↓ ↑ ↗ ↘ ↙ ↘ D U UR DR DL UL

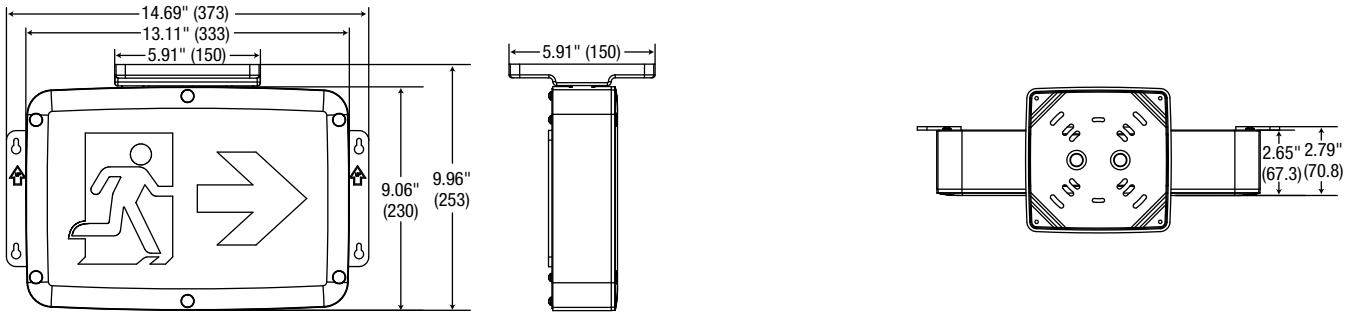
¹Available only with BAT & BAT1. Mandatory with BAT & BAT1

²Available only with BAT

LEXAN GUARD

	PART NUMBER	DIMENSIONS (IN)
WALL MOUNT	PGD105	20 x 10.25 x 3.5
CEILING MOUNT	PGD100	16 x 10 x 13.5

DIMENSIONS



Comes standard (single face) with three pictogram legends for direction selection.



Comes standard (double face) with two pictogram legends.



For double face no arrow options, select "No indicators" on the options column.