

# RPER RECESSED EDGLIT



Transform your interior space with the sleek and distinguished RPER series of commercial edglit signs. Enjoy a refined aesthetic with the standard recessed mount, elevating the overall appearance. The RPER series is available in AC/DC and internally self-powered versions.

## FEATURES & SPECIFICATIONS

### CIRCUITY - AC/DC

- LED ultra bright light source
- 120-347 VAC Input
- 120V/0.03A/2.50W, 277V/0.03A/2.50W, 347V/0.03A/2.50W max power consumption
- Emergency DC wattages as follows: 6, 12, 24VDC ≈1.1W

### CIRCUITY - SELF-POWERED

- LED ultra bright light source
- 120-347 VAC Input,
- 120V/0.038A/3W, 277V/0.038A/3W, 347V/0.038A/3W max power consumption
- High-performance, sealed Ni-Cad battery
- 120 minutes emergency duration
- Solid state transfer and battery charger

### SPECIFICATIONS





- Trim and housing made of high grade aluminum
- Brushed aluminum trim available as accessory
- Backbox made of galvanized steel
- All electronics and faceplate mounted to single chassis for rapid and simple installation
- Hanger bars for drywall ceilings or walls included. Maximum extension of 540 mm
- White powder coat finish standard
- Damp location
- Every unit come standard with multiple running man legends
- Temperature: +10°C to +40°C

### APPROVALS

- CSA Certified to C22.2 #141-15
- CSA Certified to C860-1

### COMPLIANCE

- Meets requirements of ICES-005

OVERVIEW			
<b>LIGHT SOURCE</b>	LED	<b>POWER CONSUMPTION: SELF-POWERED</b>	MAXIMUM INPUT [BAT1 SUFFIX]: 120V/0.038A/3W, 277V/0.038A/3W, 347V/0.038A/3W
<b>INPUT VOLTAGE [V AC]</b>	120-347	<b>DC VOLTAGE/POWER</b>	6, 12, 24VDC ≈1.1W
<b>POWER CONSUMPTION: AC/DC</b>	120V/0.03A/2.50W, 277V/0.03A/2.50W, 347V/0.03A/2.50W		
<div>  LED            ICES 005            DAMP LOCATION            </div>			

## TYPICAL SPECIFICATION



### TYPICAL SPECIFICATION

Supply and install Aimlite RPER Series, The Running Man Edgelit Exit Sign shall operate with AC/DC field selectable 120-347 V AC Input, field selectable Emergency DC voltage as follows 6, 12, 24 1.1W. The Self powered configuration shall be AC field selectable 120-347v and consist of a long lasting Nickel-Cadmium battery and shall stay illuminated for a minimum of 120 minutes upon AC failure. The face shall be illuminated by using LED ultra-bright light source. The sign shall be suitable for recessed mount and come complete with 3 Running Man fibers for universal direction. The frame shall be extruded aluminum and come complete with an acrylic face plate for maximum uniformity. The Exit Running Man Sign shall be CSA 22.2 No.141-15 certified, ICES 005 compliant and be Aimlite model number RPER\_\_\_\_\_.

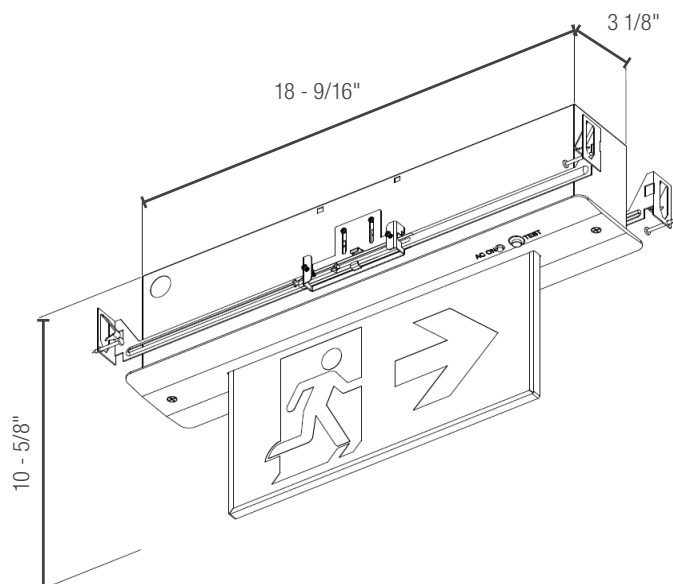
## TECHNICAL SPECIFICATION TABLE

PART NUMBER	DC VOLTS (V DC)	NBR OF FACE	LIGHT SOURCE	INPUT VOLTS (VAC)	COLOR
RPERUWHT-UNVDC	UNVDC	UNIVERSAL	LED	120-347	WHITE
RPERUWHT-BAT1	BAT1	UNIVERSAL	LED	120-347	WHITE

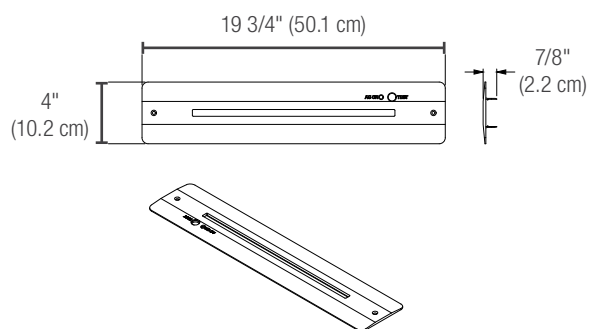
## ACCESSORIES

PART NUMBER	TYPE
TRIM-ER-U-BA	TRIM PLATE KIT BRUSHED ALUMINUM UDC
TRIM-ER-B-BA	TRIM LATE KIT BRUSHED ALUMINUM SELF POWERED

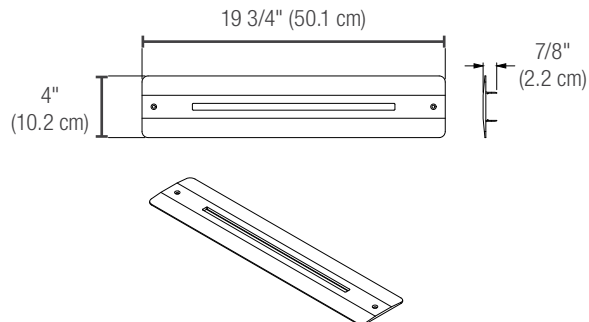
## DIMENSIONS



### TRIM-ER-B-BA



### TRIM-ER-U-BA



Comes standard with three pictogram legends for direction selection.



For double face no arrow options, please order: FIBER-ES-ER-D