

RP10

10" STEEL RUNNING MAN

DURABLE AND LIGHTWEIGHT DESIGN



The clean lines of the RP10 steel sign presents a fully modern appearance. The steel provides a rigid, durable and lightweight sign. The high quality steel housing eliminates light leaks and provides superior illumination and uniformity.

FEATURES & SPECIFICATIONS

CIRCUITRY - AC & AC/DC

- 120/347 or 277 V AC Input
- Self-Powered or Universal DC
- Universal DC backup voltage from 6 to 24 VDC
- UDC Signs: -20 to +40°C

CIRCUITRY - SELF-POWERED




- 120/347 or 277 V AC Input
- 120 minutes emergency duration
- High-performance, Ni-Cad battery
- Solid state transfer and battery charger
- Self-powered Sign: +10 to +40°C

MECHANICAL

- 10" height pictogram for great visibility
- 18 gauge steel construction
- Single and Double faces
- Universal mounting : ceiling mount, wall mount, end mount
- White colour standard
- Damp and wet location rated

APPROVALS

- CSA 22.2 No. 141-15

OVERVIEW			
LIGHT SOURCE	LED	DC VOLTAGE (V DC)	6-24
INPUT VOLTAGE (V AC)	120/347 OR 277	DC POWER (W)	2
INPUT POWER (W)	2		
<div>  LED  ICES 005  SP® <small>Energy Verified Energie Verifiee</small> </div>			

Data is based upon tests performed in a controlled environment. Actual performance can vary depending on operating conditions.
 All products are subject to change or may be discontinued any time without notice.

TYPICAL SPECIFICATION



TYPICAL SPECIFICATION

Supply and install Aimlite RP10 Series, all steel 10" Running Man Exit Signs. The sign shall operate with AC/DC field selectable 120/347 or 277 V AC Input, field selectable Emergency DC voltage as follows 6 V to 24 V. The Self powered configuration shall be AC field selectable 120/347 or 277 V and consist of a long-lasting Nickel-Cadmium battery and shall stay illuminated for a minimum of 120 minutes upon AC failure. The face shall be illuminated by using Nichia LED ultra-bright light source. The sign shall be suitable for wall, end, or ceiling mount and come complete with 3 Running Man fibers for universal direction. The frame and back plate shall each be of a one-piece steel construction, be fully gasketed and come with stainless steel screws. The Exit Running Man Sign shall be CSA 22.2 No.141-15 certified, ICES 005 compliant and be Aimlite model number RP10_____.

ORDERING GUIDE

RP10				WHT	—		/	
SERIES	NO. OF FACES	FIBER DIRECTION	MOUNTING	COLOUR	DC VOLTAGE	INPUT VOLTAGE	OPTIONS	
RP10	1 - Single face	D - No indicator L - Arrow Left R - Arrow Right LRD - Arrow Left, Arrow Right, No Arrow D - Arrow Down U - Arrow Up UR - 45° Up Right DR - 45° Down Right DL - 45° Down Left UL - 45° Up Left	C - Ceiling mount W - Wall mount E - End mount	WHT - White	UNVC - Universal DC backup voltage from 6 to 24VDC BAT1 - Self powered for 120 min	Blank - 120/347 E - 277	VDR - Tamper Proof Screws	
	2 - Double face	D - No indicator LR - Arrow Left, Arrow Right D - Arrow Down U - Arrow Up UR - 45° Up Right DR - 45° Down Right DL - 45° Down Left UL - 45° Up Left						

EMERGENCY LIGHTING OPTIONS

Option	Description
VDR	Tamper Proof Screws

DIMENSIONS

