

H24X-L

DECO SUSPENDED LED

Family of decorative suspended LED luminaires for general illumination in medium to high ceiling applications such as offices malls and retail spaces where long life and energy efficient LED operation is desirable.



FEATURES & SPECIFICATIONS

LED Source

Efficient Chip-on-Board (CoB) Technology with an 80+ CRI, neutral white colour respecting a 3-step MacAdam Ellipse.

Optics

Incorporated silicone lens optics offering a superior light distribution. High Bay type light beam with a viewing angle up to 75° and an efficiency of 93%.

Thermal management

Discrete heat sinks provide optimal thermal management, extended longevity and superior performance of the fixture.

Housing

Extruded and anodized aluminum housing.

Reflector

The prismatic frosted UV-stabilized 12" reflector is a practical and aesthetic solution for public areas. The acrylic reflector produces a soft, diffused glow to put the right light in the area.

Driver

0-10 V dimming driver is standard. See ordering guide for dimming cable option.

Ambient temperature





-20°C to +25°C

Mounting and cable

Junction box with hook is standard. A 4' white power cable is installed on the luminaire.

COMPLIANCES

- Suitable for damp locations
- CSA Certified to C22.2 #250
- UL1598
- UL8750

OVERVIEW			
LIGHT SOURCE	LED	EFFICACY (LM/W)	95 - 104
WATTS (W)	37	COLOR TEMPERATURE (K)	2 700, 3 000, 3 500, 4 000
LUMEN OUTPUT (LM)	3 467 - 3 800	CRI	80+
<div>   LED  DAMP LOCATION  </div>			

H24X-L

ORDERING GUIDE

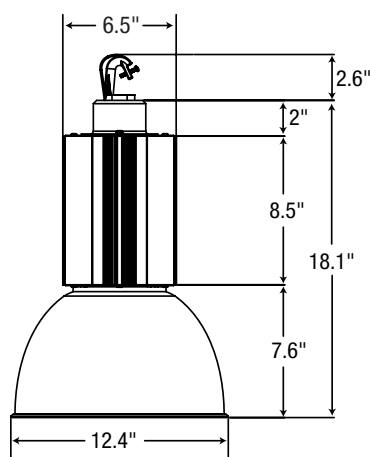
H24X — L — — — / — / —					
SERIES	LAMP TYPE	LUMEN PACKAGE [LM]	VOLTS [V AC]	COLOR TEMP. [K]	OPTIONS
H24X	L - LED	A1	2 - 120-277 8- 347	27K - 2 700 30K - 3 000 35K - 3 500 40K - 4 000	AC - AVIATION SUSPENSION CABLE (6') CC ¹ - COILED POWER CORD (277 V MAX) U347 - MALE 347 V TWIST LOCK PLUG PM-075 - PENDANT MOUNT 3/4" NPT DIM1 - 0-10 V EXTERNAL DIMMING WIRES READY TO CONNECT CLR - CLEAR REFLECTOR LD - ACRYLIC DOME LENS HCRI - HIGH CRI 90+ L6 - 6' CABLE LENGTH (WHITE) L10 - 10' CABLE LENGTH (WHITE)

¹ AC option must also be selected when choosing this option.

TECHNICAL SPECIFICATION TABLE

LUMEN PACKAGE	WATTS [W]	VOLTS [V AC]	2 700 K		3 000 K		3 500 K		4 000 K	
			LUMEN OUTPUT [LM]	EFFICACY [LM/W]	LUMEN OUTPUT [LM]	EFFICACY [LM/W]	LUMEN OUTPUT [LM]	EFFICACY [LM/W]	LUMEN OUTPUT [LM]	EFFICACY [LM/W]
A1	37	120-277 347	3 467	95	3 585	98	3 755	103	3 800	104

DIMENSIONS



Data is based upon tests performed in a controlled environment. Actual performance can vary depending on operating conditions. All products are subject to change or may be discontinued any time without notice.