

## Series Spec Sheet

# WJM GEN 2

## LED JAM JAR

### POWER SELECTABLE AND 3 CCT SELECTABLE WITH MULTIPLE MOUNTING OPTIONS

The WJM GEN 2 LED Industrial luminaire provides an indoor / outdoor solution allowing the user to control the color temperature and power by using the field adjustable integrated switch. This LED jam jar offers 3-in-1 versatile mounting options making it the ideal solution for garages, storage, elevator shafts and industrial areas as well as residential applications.

## FEATURES AND SPECIFICATIONS

### • Construction

#### Physical Characteristics

- This luminaire is made of aluminum die cast and comes in a grey powder coat finish
- Glass frosted lens
- Power and CCT switches are placed discretely inside the housing

#### Mounting

- 3 in 1 mounting type (ceiling, wall and threaded conduit<sup>1</sup>)

<sup>1</sup> Not provided by factory

### • Performance data

- Available in 3 000/4 000/5 000 K selectable color temperature
- 80+ CRI
- Electrical ratings: 120-347 V
- Estimated life of over 50 000 hours to L70
- 0-10 V dimming standard
- Operating temperature: -40 °C to 40 °C (-40 °F to 104 °F)

### • Compliances

- cULus
- Wet location
- Meets requirements of ICES-005 issue 5 for class B products
- IP65
- IK07
- RoHS
- 3G vibration resistant in compliance with ANSI/IEEE C136.31 standard for luminaire vibration
- DLC Standard



Wall Mount



IK07



ICES 005



## OVERVIEW

Light source	LED
Watts (W)	10/21
Lumen output (lm)	1 253 - 2 501
Efficacy (lm/W)	118 - 128
Color temperature (K)	3 000/4 000/5 000
CRI	80+

QUICK SHIP AND TECHNICAL SPECIFICATION TABLE<sup>1</sup>

Order code	Model number	DLC unique ID	Watts (W)	Volts (VAC)	Color temp. (K) <sup>2</sup>	Lumen output (lm) <sup>3</sup>	Efficacy (lm/W)	CRI	Life L70 (hrs) <sup>4</sup>	Tested hours LM-80 (hrs) <sup>4</sup>	Calc. TM21 (hrs) <sup>4</sup>	LED current (mA)	Finish	Photo-cell (Yes/No)	Dimming (Yes/No)	Power factor	THD (%)	Traditional equivalent (W) INCAN CFL	Master case qty
------------	--------------	---------------	-----------	-------------	------------------------------	--------------------------------	-----------------	-----	-----------------------------	---------------------------------------	-------------------------------	------------------	--------	---------------------	------------------	--------------	---------	--------------------------------------	-----------------

## CCT and Power Selectable

69561 WJM-PS20A-Q-3C-GY S-RETSMD 10/21 120-347 3 000/4 000/5 000 2 562 128 80+ 50 000 9 000 160 000 0.18 Grey No Yes >0.90 ≤20 150 40 6

<sup>1</sup> Typical color temperature range: +/- 5 %.

<sup>2</sup> Lumen values are derived from photometric testing. Initial lumens range: +/- 10 %.

<sup>3</sup> Lumen values are based on 4 000 K default programming. Please refer to the LUMEN SPECIFICATION TABLE for more details on other color temperatures.

<sup>4</sup> Life hours are derived from IESNA LM-80-08 testing report and projected per IESNA TM-21-11 extrapolations.

## LUMEN SPECIFICATION TABLE

Order code	Model number	Watts (W)	3 000 K			4 000 K			5 000 K		
			Lumen output (lm)	Efficacy (lm/W)	LED Current (mA)	Lumen output (lm)	Efficacy (lm/W)	LED Current (mA)	Lumen output (lm)	Efficacy (lm/W)	LED Current (mA)
69561	WJM-PS20A-Q-3C-GY	10	1 206	121	0.18	1 253	125	0.18	1 268	64	0.18
		21	2 393	120	0.18	2 500	125	0.18	2 464	123	0.18

## DEFAULT PROGRAMMING

21 W/4 000 K

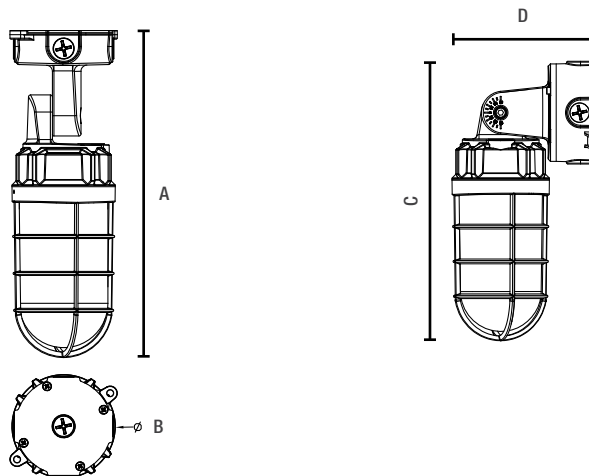
COMPATIBLE DIMMERS<sup>1</sup>

Brand	Model number
Legrand	RH4FBL3PTC
Lutron	NTSTV-DV, DVSTV
Leviton	IP 710

Dimming range: 10%-100%

<sup>1</sup> This table shows dimmers that have been tested and have demonstrated proper operation under normal conditions. Each installation being unique, various factors such as load, common neutrals or other electrical products on the circuit can, in certain instances, cause variance in system performance. Read and comply to the dimmer installation instructions. Consult dimming system manufacturer for additional support in operation. Some dimmers may require more than one product for stable operation. Stanpro recommends to use dimmers designed to work with LED products. Older dimmers designed for incandescent products may cause erratic operation.

## DIMENSIONS AND WEIGHTS



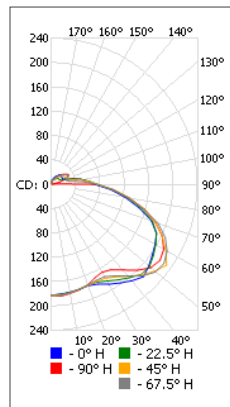
A in. (cm)	13.15 (33.4)
B in. (cm)	4.27 (10.85)
C in. (cm)	11.5 (29.2)
D in. (cm)	5.83 (14.8)
Net weight (lbs)	2.2

Data is based upon tests performed in a controlled environment. Actual performance can vary depending on operating conditions. All products are subject to change or may be discontinued any time without notice. Please contact your Stanpro customer service representative to confirm inventory levels at time of order.

**PHOTOMETRIC DATA<sup>1</sup>**

**69561 • WJM-PS20A-Q-3C-GY • 10W • 4000 K • 1 253 lm**

**Polar candela distribution**



**Zonal lumen summary**

Zone	Lumens	% Fixture
0-30	149.0	11.9
0-40	266.3	21.3
0-60	619.8	49.5
60-90	468.6	37.4
70-100	333.1	26.6
90-120	115.3	9.2
0-90	1 088.5	86.9
90-180	164.2	13.1
0-180	1 252.7	100

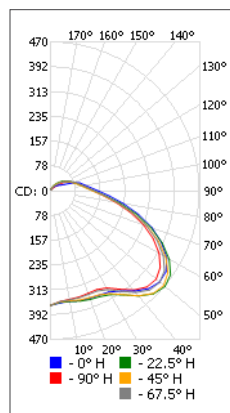
**Illuminance at a distance**

Center beam fc		Beam width	
1.7'	62.7	21.7'	18.7'
3.3'	16.6	42.1'	36.3'
5.0'	7.25	63.8'	55.1'
6.7'	4.04	85.5'	73.8'
8.3'	2.63	105.9'	91.4'
10.0'	1.81	127.6'	110.1'

■ Vert. spread: 162.2°  
■ Horiz. spread: 159.4°

**69561 • WJM-PS20A-Q-3C-GY • 21W • 4000 K • 2 500 lm**

**Polar candela distribution**



**Zonal lumen summary**

Zone	Lumens	% Fixture
0-30	300.3	12
0-40	548.1	21.9
0-60	1 286.5	51.4
60-90	845.2	33.8
70-100	602.4	24.1
90-120	285.5	11.4
0-90	2 131.7	85.2
90-180	369.0	14.8
0-180	2 500.7	100

**Illuminance at a distance**

Center beam fc		Beam width	
1.7'	125	16.7'	10.3'
3.3'	33.1	32.4'	20.0'
5.0'	14.4	49.1'	30.3'
6.7'	8.02	65.8'	40.6'
8.3'	5.23	81.5'	50.3'
10.0'	3.60	98.2'	60.6'

■ Vert. spread: 157.0°  
■ Horiz. spread: 143.5°

<sup>1</sup> Complete IES files available on our website.

Data is based upon tests performed in a controlled environment. Actual performance can vary depending on operating conditions. All products are subject to change or may be discontinued any time without notice. Please contact your Stanpro customer service representative to confirm inventory levels at time of order.