


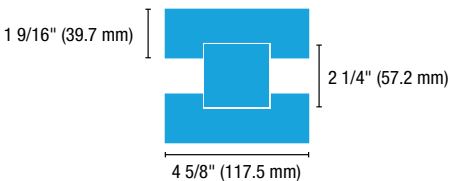

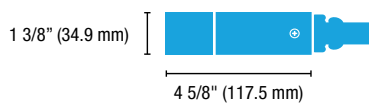

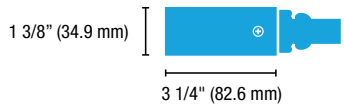

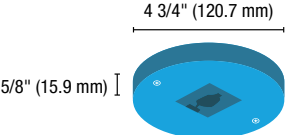
Project: _____ Type: _____
 Drawn by: _____ Catalogue #: _____ Date: _____

TRACK ACCESSORIES

Our track accessories variety give you the flexibility to built your own design where light is needed.
 Those accessories are compatible with J tracks, adapted for single circuit and available in white or black.


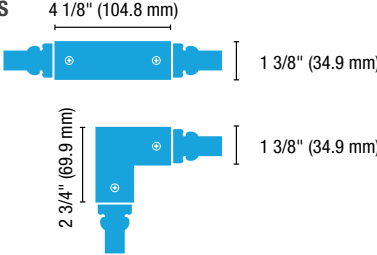

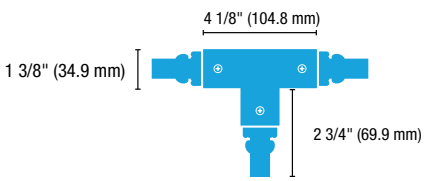

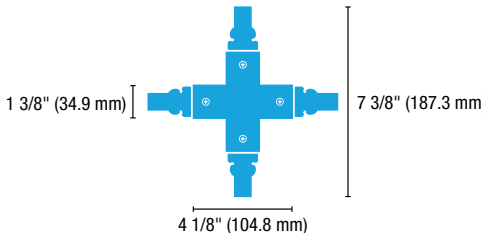
1
year
warranty

ELECTRICAL FEED


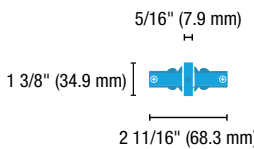

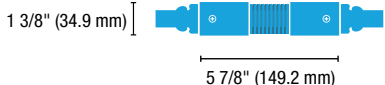
	FLOATING FEED Provides power at any point along the track when installed with a standard junction box.	MODEL NO. ST26	FINISH¹ ● BK-Black ○ WH-White	DIMENSIONS 
	SURFACE CONDUIT END FEED For surface conduit wiring, to be installed with standard 1/2" connector. REVERSE POLARITY For use in opposite polarity orientation compared to standard feed connectors.	MODEL NO. ST27 ST27A	FINISH¹ ● BK-Black ○ WH-White	DIMENSIONS 
	END FEED (TOP ACCESS) End feed for direct wiring to feed track from above with flexible conduit, BX, etc., or end feed in suspended applications. To be used with 1/2" connector. REVERSE POLARITY For use in opposite polarity orientation compared to standard feed connectors.	MODEL NO. ST38 ST38A	FINISH¹ ● BK-Black ○ WH-White	DIMENSIONS 
	MONOPOINT For use in opposite polarity orientation compared to standard feed connectors.	MODEL NO. ST40	FINISH¹ ● BK-Black ○ WH-White	DIMENSIONS 

¹ For other options and availabilities please contact factory.

TRACK JOINERS AND JOINER FEEDS


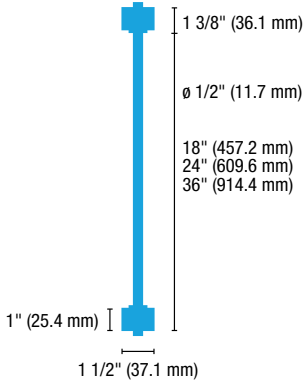

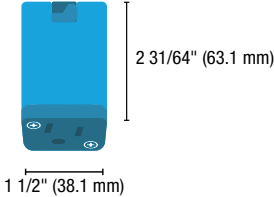

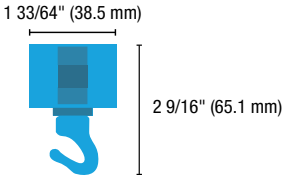
	THREE WAY «L» JOINER Used to join two track sections to make a 90° angle or modify to straight by removing the cover and installing the straight accessory included. Can also be used as an in-line power feed.	MODEL NO. ST23	FINISH¹ ● BK-Black ○ WH-White	DIMENSIONS 
	T-CONNECTOR Connects three track sections in a T shape configuration. Can also be used as an in-line power feed. REVERSE POLARITY For use in opposite polarity orientation compared to standard feed connectors.	MODEL NO. ST24 ST24B	FINISH¹ ● BK-Black ○ WH-White	DIMENSIONS 
	X-CONNECTOR Connects four track sections in an X configuration, for two separate 90° runs. Can also be used as an in-line power feed.	MODEL NO. ST25	FINISH¹ ● BK-Black ○ WH-White	DIMENSIONS 

TRACK JOINERS

	MINI-CONNECTOR CONDUCTIVE Connects two track sections end to end for a seamless continuous run.	MODEL NO. ST22	FINISH¹ ● BK-Black ○ WH-White	DIMENSIONS 
	FLEXIBLE CONNECTOR This flexible connector connects two track sections end to end, with angles from 60° to 180°. Suitable to use to transition from wall-to-wall, wall-to-ceiling, or ceiling to ceiling.	MODEL NO. ST28	FINISH¹ ● BK-Black ○ WH-White	DIMENSIONS 

¹ For other options and availabilities please contact factory.

ACCESSORIES

	<p>LINE VOLTAGE EXTENSION</p> <p>This extension wands suspend track head down from track at desired height. Available with the length of 18", 24" and 36".</p>	<p>MODEL NO.</p> <p>JLVE18 JLVE24 JLVE36</p>	<p>FINISH¹</p> <p>○ WH-White</p>	<p>DIMENSIONS</p>  <p>1 3/8" (36.1 mm) ø 1/2" (11.7 mm) 18" (457.2 mm) 24" (609.6 mm) 36" (914.4 mm) 1" (25.4 mm) 1 1/2" (37.1 mm)</p>
	<p>GROUNDIED OUTLET</p> <p>Provides electrical receptacle on to a track.</p>	<p>MODEL NO.</p> <p>ST33</p>	<p>FINISH¹</p> <p>● BK-Black ○ WH-White</p>	<p>DIMENSIONS</p>  <p>2 31/64" (63.1 mm) 1 1/2" (38.1 mm)</p>
	<p>UTILITY HOOK</p> <p>Non-electrical hook can support up to 10 lbs.</p>	<p>MODEL NO.</p> <p>ST34</p>	<p>FINISH¹</p> <p>● BK-Black ○ WH-White</p>	<p>DIMENSIONS</p>  <p>1 33/64" (38.5 mm) 2 9/16" (65.1 mm)</p>

¹ For other options and availabilities please contact factory.

EXAMPLE OF TRACK SYSTEM INSTALLATION

