

SPEXS/SPSRS

STEEL COMBO

The SPEXS/SPSRS series of commercial combination steel signs and battery units features a slim profile that eliminates light leaks combined with a simple, easy to install design. Two PAR18 small style, front mounted heads are standard, MR16 type are optional.

FEATURES AND SPECIFICATIONS

• Circuitry

- LED ultra bright light source
- 120/347 VAC Input, field selectable
- 1.5 W power consumption for LED exit portion of combination sign
- LED Emergency DC wattages as follows:
6 VDC = 1 W 12 VDC = 1.4 W
- 6VDC or 12VDC emergency power output versions (as specified)
- Wattage capacities from 36 to 72 W
- 30 minutes emergency power duration standard
- Momentary push button test switch
- Diagnostic/pilot LEDs for AC ON and CHARGE
- Fully automatic, current limited charger
- Solid state design and construction with brownout and short circuit protection
- Temperature compensated
- Maintenance free, sealed lead acid battery

• Mechanical

- 20 gauge steel construction
- Slide out faceplates and backplates for rapid and simple installation
- Snap out directional chevrons/arrows
- Universal spider knockout pattern stamped into backplate for junction box mounting
- Universal models include ceiling or end mount, field installable canopy kit c/w spider plate
- Multiple conduit entry knockouts
- White powder coat finish standard
- Front head mounting is standard, exit side mount is optional

• Approvals

- CSA Certified to C22.2 #141-15
- CSA Certified to C860-11



SPEXS



SPSRS

OVERVIEW

Light source	LED
Input voltage	120/347 V AC
Input power	1.5 W
DC voltage/power	6 VDC = 1 W 12 VDC = 1.4 W
Output voltage	6 VDC & 12 VDC
Output power	36 W - 72 W



LED
fixture



quick
ship



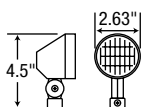
ORDERING GUIDE

			0	—	
Series	Voltage	Wattage	Nbr of faces	Head/Lamp	Lamp
SPEXS - (Exit) SPSRS - (Sortie) C860 certified	6 - 6V 1 - 12V	See model rating below	0 - Universal faces	00 - No heads 1N - 1 PAR18 (standard) 2N - 2 PAR18 (standard) 1S - 1 MR16 2S - 2 MR16 1M - 1 MR16 2M - 2 MR16	See lamp selection chart below

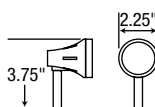
QUICK SHIP: Not all products are Quick Ship. To view our Quick Ship qualified products, please consult our Quick Ship Product Guide at stanpro.com/quick-ship-product-guide. Product availability is subject to change without notice. Please contact your Stanpro customer service representative to confirm inventory levels at time of order.

LAMP SELECTION

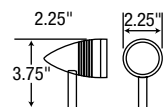
	6 Volts	12 Volts
PAR18 • Small head		
LED	3LJ, 4LJ, 5LA	3LJ, 4LJ, 5LA, 6LA, 7LA
Tungsten	09T	09T
MR16 • Small head c/w MR16 Lamp		
LED	4LR, 5LA	4LR, 5LA, 6LA, 7LA



TYPE N - PAR18
Thermoplastic

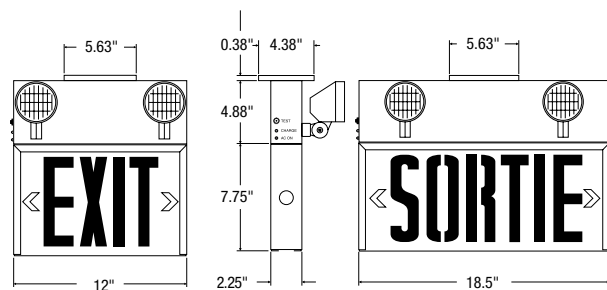


TYPE S - MR16
Die cast



TYPE M - MR16
Die cast

DIMENSIONS



MODEL RATINGS

Wattage capacities				
Model	Voltage	30 min.	60 min.	90 min.
SPEXS6036	6V	36	18	12
SPEXS6050	6V	50	25	16
SPEXS1036	12V	36	18	12
SPEXS1050	12V	50	25	16
SPEXS1072	12V	72	36	24
SPSRS6036	6V	36	18	12
SPSRS6050	6V	50	25	16
SPSRS1036	12V	36	18	12
SPSRS1050	12V	50	25	16
SPSRS1072	12V	72	36	24

LUMEN TABLE

Watts	Lumens
3W LJ	313
4W LJ	388
5W LJ	590
4W LR	388
5W LA	435
6W LA	507
7W LA	652

All products are subject to change or may be discontinued any time without notice.