

Series Spec Sheet

IFO

UNDER CANOPY AND GARAGE LIGHT

3 Power Selectable and 3 CCT Selectable,
Control-ready

The IFO is equipped with the latest in LED technology and allows the user to control the color temperature and power via an internal field adjustable switch. Its rugged construction easily installs on junction boxes and its high quality thermal heat sinks dissipate the LED heat and ensure reliable long life. This series comes control-ready with its pre-installed receptacle which is compatible with a smart and non-smart sensor making it a great addition to any commercial or industrial applications.

FEATURES AND SPECIFICATIONS

• Construction

Physical Characteristics

- This luminaire is made of aluminum die cast and comes in a bronze or white powder coat finishes
- Frosted polycarbonate lens
- Power and CCT switches placed discretely inside the housing
- Control-ready-motion sensor receptacle included
- Includes three 1/2" side conduit entries, one of which is used for the built-in photocell and another is used for quick access to the CCT and adjustable power switch.

Mounting

- 3-in-1 mounting solution (surface, pendant and conduit)

• Performance data

- Available in 3 000/4 000/5 000 K selectable color temperature
- 80+ CRI
- Electrical ratings: 120-347 V
- Estimated life of over 50 000 hours to L70
- 0-10 V dimming standard¹
- Operating temperature: -40 °C to 40 °C (-40 °F to 104 °F)

• Compliances

- cETLus listed for wet locations
- DLC Premium
- Meets requirements of ICES-005 issue 5 class B for use in residential applications



OVERVIEW

Light source	LED
Watts (W)	40/60/70
Lumen output (lm)	5 530-9 062
Efficiency (lm/W)	120-146
Color temperature (K)	3 000/4 000/5 000
CRI	80+

¹ Dimming percentage will be based on the full power of the luminary.

QUICK SHIP AND TECHNICAL SPECIFICATION TABLE

Order code	Model number	DLC unique ID	Watts (W)	Volts (VAC)	Color temp. (K) ¹	Lumen output (lm) ^{2,3}	Efficacy (lm/W)	CRI	Life L70 (hrs) ⁴	Tested hours LM-80 (hrs) ⁴	Calculated TM21 (hrs) ⁴	LED current (mA)	Finish	Dimming (Yes/No)	Power factor	THD (%)	BUG	Traditional equivalent (W)	Master case qty	
																		MH	HPS	

CCT and Power Selectable with Integrated Photocell⁴

69388	IFO-PS70A-Q-3CBRP	S-DXWQF4	40/60/70	120-347	3 000/4 000/5 000	6 022-9 062	141-146	80+	50 000	9,000	>36000	344.9-557.8	Bronze	Yes	>0.9	<20%	B3-U3-G2	100-175	100-175	4
69420	IFO-PS70A-Q-3CWHP	S-DXWQF4	40/60/70	120-347	3 000/4 000/5 000	6 022-9 062	141-146	80+	50 000	9,000	>36000	344.9-557.8	White	Yes	>0.9	<20%	B3-U3-G2	100-175	100-175	4

¹ Typical color temperature range: +/- 5 %.
² Lumen values are based on 4 000 K default programming. Please refer to the LUMEN SPECIFICATION TABLE for more details on other color temperatures.
³ Life hours are derived from IESNA LM-80-08 testing report and projected per IESNA TM-21-11 extrapolations.
⁴ Integrated ON/OFF photocell that can be easily enabled.

ACCESSORIES (order separately)

Order code	Type
69444	High frequency sensor
69080	Remote control RM51

OCCUPANCY SENSOR

BI-LEVEL SENSORS

Detection - On at (Detection Area) % during (Hold Time) min., then (Stand-by Dim level) %

Part number	Position	Volts (V)	Technology	Height (ft)	Detection Area (%)	Initial Brightness (%)	Sensitivity (%)	Hold time (min)	Stand-by Dim level (%)	Stand-by period (min)	Remote ¹	Location (°C)
69444	External	120-347 (12 V DC)	High Frequency	40 (max)	100	50, 75, 100	0 (Off), 50 (Low), 100 (High)	30s, 5min, 15min, 30min	0, 10, 30, 50	Infinite	69080	Dry and Wet, -30 to +40

Default settings: Brightness: 100%, hold time: 5min, stand-by dim: 50%, stand-by time: 30min, photocell: off, sensitivity: 100%

COMPATIBLE DIMMERS¹

Brand	Model
Lutron	TSTV-DV, DIVA DVSTV
Leviton	DD 710, DS 710
Legrand	RH4FBL3PTC, WS4FBL3P

Dimming range: 10%-100%

¹ This table shows dimmers that have been tested and have demonstrated proper operation under normal conditions. Each installation being unique, various factors such as load, common neutrals or other electrical products on the circuit can, in certain instances, cause variance in system performance. Read and comply to the dimmer installation instructions. Consult dimming system manufacturer for additional support in operation. Some dimmers may require more than one product for stable operation. Stanpro recommends to use dimmers designed to work with LED products. Older dimmers designed for incandescent products may cause erratic operation.

Data is based upon tests performed in a controlled environment. Actual performance can vary depending on operating conditions. All products are subject to change or may be discontinued any time without notice. Please contact your Stanpro customer service representative to confirm inventory levels at time of order.

LUMEN SPECIFICATION TABLE

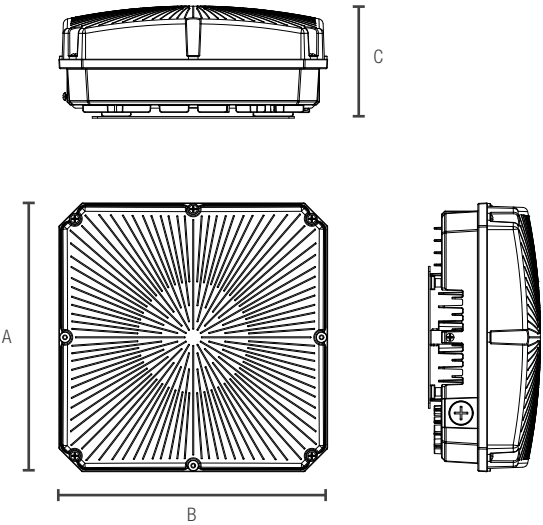
Order code	Model number	Watts (W)	3 000 K			4 000 K			5 000 K		
			Lumen output (lm)	Efficacy (lm/W)	LED Current (mA)	Lumen output (lm)	Efficacy (lm/W)	LED Current (mA)	Lumen output (lm)	Efficacy (lm/W)	LED Current (mA)
69388 69420	IFO-PS70A-Q-3CBBRP	40	5 530	120	366.6	6 022	146	344.9	5 665	139	341.5
	IFO-PS70A-Q-3CBWHP	60	7 231	120	550	7 601	142	448.3	7 399	135	458.5
		70	8 544	124	574.4	9 062	141	557.8	8 738	133	580.2

DEFAULT PROGRAMMING

69388: 70 W / 4 000 K

69420: 70 W / 4 000 K

DIMENSIONS AND WEIGHTS



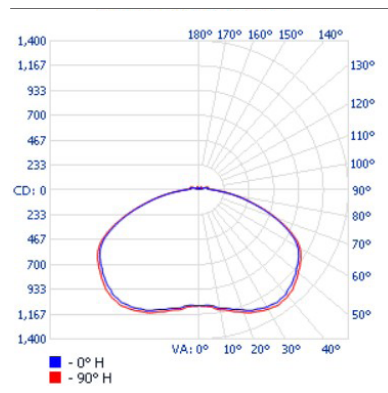
	40/60/70 W
A in. (cm)	10.06 (25.54)
B in. (cm)	10.06 (25.54)
C in. (cm)	4.19 (10.65)
Net weight (lbs)	6.28

Data is based upon tests performed in a controlled environment. Actual performance can vary depending on operating conditions. All products are subject to change or may be discontinued any time without notice. Please contact your Stanpro customer service representative to confirm inventory levels at time of order.

PHOTOMETRIC DATA¹

IFO-PS70A-Q-3CXXP • 40 W • 4 000 K • 6 022 lm

Polar candela distribution



Zonal lumen summary

Zone	Lumens	% Fixture
0-30	1 013.4	17.2
0-40	1 819.5	30.9
0-60	3 795.8	64.4
60-90	1 825.9	31
70-100	990.2	16.8
90-120	207.6	3.5
0-90	5 621.7	95.4
90-180	269.6	4.6
0-180	5 891.4	100

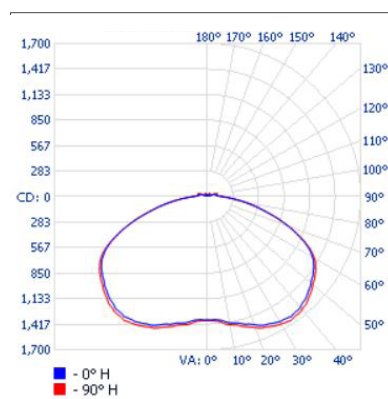
Illuminance at a distance

Center beam fc		Beam width	
8.3'	15.8	44.8'	53.7'
16.7'	3.89	90.2'	108.0'
25.0'	1.74	135.0'	161.7'
33.3'	0.98	179.8'	215.3'
41.7'	0.62	225.1'	269.7'
50.0'	0.43	269.9'	323.3'

■ Vert. spread : 139.3°
■ Horiz. spread : 145.6°

IFO-PS70A-Q-3CXXP • 60 W • 4 000 K • 7 601 lm

Polar candela distribution



Zonal lumen summary

Zone	Lumens	% Fixture
0-30	967.2	17.9
0-40	1 719.3	31.8
0-60	3 534.6	65.3
60-90	1 633.8	30.2
70-100	881.4	16.3
90-120	187.1	3.5
0-90	5 167.8	95.5
90-180	243.9	4.5
0-180	5 411.8	100

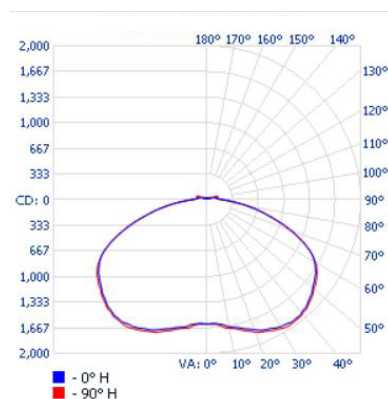
Illuminance at a distance

Center beam fc		Beam width	
8.3'	15.7	42.0'	50.7'
16.7'	3.87	84.4'	101.9'
25.0'	1.73	126.4'	152.6'
33.3'	0.97	168.3'	203.3'
41.7'	0.62	210.8'	254.6'
50.0'	0.43	252.8'	305.2'

■ Vert. spread : 136.8°
■ Horiz. spread : 143.7°

IFO-PS70A-Q-3CXXP • 70 W • 4 000 K • 9 062 lm

Polar candela distribution



Zonal lumen summary

Zone	Lumens	% Fixture
0-30	1 521.7	17.1
0-40	2 737.6	30.8
0-60	5 724.5	64.4
60-90	2 772.2	31.2
70-100	1 499.8	16.9
90-120	310.7	3.5
0-90	8 496.6	95.6
90-180	392.6	4.4
0-180	8 889.3	100

Illuminance at a distance

Center beam fc		Beam width	
8.3'	23.5	47.3'	53.7'
16.7'	5.79	95.2'	108.0'
25.0'	2.58	142.5'	161.7'
33.3'	1.46	189.9'	215.4'
41.7'	0.93	237.7'	269.7'
50.0'	0.65	285.1'	323.4'

■ Vert. spread : 141.3°
■ Horiz. spread : 145.6°

¹ Complete IES files available on our website.

Data is based upon tests performed in a controlled environment. Actual performance can vary depending on operating conditions. All products are subject to change or may be discontinued any time without notice. Please contact your Stanpro customer service representative to confirm inventory levels at time of order.