

Project : \_\_\_\_\_ Type : \_\_\_\_\_  
 Drawn by : \_\_\_\_\_ Catalogue # : \_\_\_\_\_ Date : \_\_\_\_\_

## Individual Spec Sheet

# PIR MOTION SENSOR (PLUG-IN)

## FIELD INSTALLABLE \*

Integrated Bluetooth® Mesh Technology

### ORDERING INFORMATION

**Order code:** 69651  
**Model number:** OSI-PIR106  
**UPC:** 069549028647  
**DLC ID:** N-HK2HBX

This low voltage high bay sensor can easily be plugged into the compatible audio jack receptacle for Luminaire Level Lighting control applications. Featuring integrated daylight harvesting PIR motion sensor capabilities, this accessory is designed for linear high bay and UFO high bay luminaires with smart ready capabilities. These sensors help to maximize detection range for high bay applications up to 40 ft without any false triggers and can be used with our Genio app via a smart phone or a wireless control switch.

### SENSOR TECHNICAL SPECS

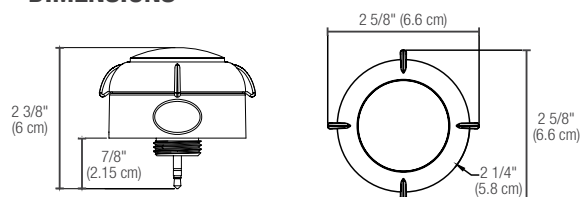
**Input voltage:** 12 V DC  
**Input current:** 50 mA Max  
**Input power:** 0.6 W  
**Output voltage:** 10 V DC  
**Output current:** 10 mA Max  
**Output power:** 0.1 W  
**Dimming:** Class 2, 0-10 V DC 10 mA Max  
**Sinking current:** 10 mA Max  
**Color:** White  
**Operating temperature:** -30 °C to 55 °C (-22 °F to 131 °F)  
**Housing material:** UL 94-5 VA  
**Bluetooth® transmit:** 100 ft Max  
**Radio frequency:** 2.4 GHz ± 75 MHz

### COMPATIBLE LUMINAIRES

Order code	Model number
69428	L1RVH-PS150-Q/3C-B/CHOICE
69560	L1RVH-PS150-Q/3C-W/CHOICE
69746	L1RVH-PS180-Q/3C-B/CHOICE
69429	L1RVH-PS240-Q/3C-B/CHOICE
69777	L1LEH-24PS120-Q-3C
69778	L1LEH-24PS160-Q-3C

Order code	Model number
69779	L1LEH-24PS200-Q-3C
69780	L1LEH-48PS160-Q-3C
69781	L1LEH-48PS240-Q-3C
69782	L1LEH-48PS360-Q-3C
69783	L1LEH-48PS480-Q-3C
69784	L1LEH-48PS625-Q-3C

### DIMENSIONS



indoor




\* The fixture needs to have an audio jack receptacle to be compatible.

This lighting equipment meets requirements of ICES-005 issue 5 class B for use in residential applications. Data is based upon tests performed in a controlled environment. Actual performance can vary depending on operating conditions. Specifications are subject to change without notice.

## PLUG & PLAY SENSOR

Plug and play sensor making the fixtures Smart!  
69651 is compatible with our L1LEH GEN. 2 and L1RVH Series



L1LEH GEN. 2



L1RVH

## SENSOR SETTING OPTIONS<sup>1</sup>

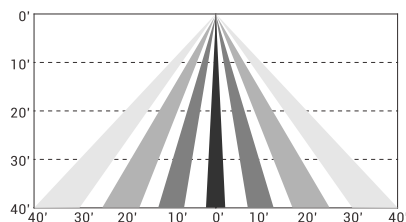
Parameter	Settings Options
1st Time Delay	1 min - 59 min, ∞
2nd Time Delay	1 min - 59 min, ∞
Dim Level	1 % - 100 %

<sup>1</sup> For detailed sensor programming and settings information, please refer to the Genio App Instruction Guide.

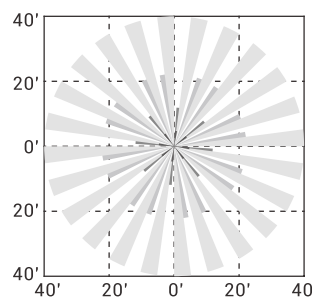
## SENSOR MOUNTING AND DETECTION RANGE

Mounting Height	40 ft (12.2 m) Max
Detection Range	80 ft (24.4 m) Max

**SIDE VIEW**



**TOP VIEW**



Qty	Description	Price

I accept the specifications of the luminaire configuration mentioned above.

Name: \_\_\_\_\_

Company: \_\_\_\_\_

Signature: \_\_\_\_\_

Date: \_\_\_\_\_

Data is based upon tests performed in a controlled environment. Actual performance can vary depending on operating conditions. All products are subject to change or may be discontinued any time without notice. Please contact your Stanpro customer service representative to confirm inventory levels at time of order.

## GENIO CONTROL SYSTEM FEATURES

Genio is Stanpro's smart brand of lighting and emergency lighting. Integrating the latest in Bluetooth® Mesh technology, Genio products allow for customizable features that can be adjusted at your fingertips using a smartphone or other compatible devices. This system is easy to use, versatile and futureproof! Please see below for some of the key features<sup>1</sup> of the Genio control system:



### LIGHTS

Instantly control the color temperature, wattage, lumen output and dimming.



### GROUPS

Easily group luminaires together and control them as a single unit.



### SCENES

Customize your lighting through scenes and create different atmospheres for occasions and activities.



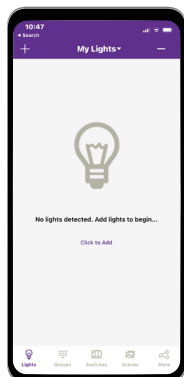
### SCHEDULES

Set schedules to specify dates, times and recurrence patterns for changing the settings of your lighting.



### SENSOR

Adjust the integrated PIR motion sensor and daylight harvesting settings.



### Lights

- Add
- Name or Rename
- Dimming and Color Tuning
- Delete
- Sensor Settings



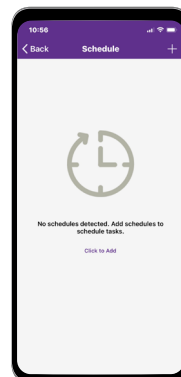
### Groups

- Create
- Rename
- Delete
- Add or Remove Lights
- Adjust Group Linkage Level
- Turn On/Off
- Adjust Group Dimming
- Activate Auto Mode



### Scenes

- Create
- Edit
- Delete



### Schedules

- Creating
- Associate a Schedule To Lights, Groups, or Scenes
- Set a Repeating
- Set Fade Time
- Delete
- Enable Or Disable



Download on the  
App Store

GET IT ON  
Google Play



Download our App  
Instruction Guide

<sup>1</sup> Please note that the features mentioned are part of a broader range of characteristics relating to the Genio Ecosystem and may not be applicable to this specific product. Customers are advised to review the product specifications carefully to understand their capabilities.

The Bluetooth® word mark and logos are owned by the Bluetooth SIG, Inc. and any use of such marks by Ascot Capital Group is under license. Other trademarks and trade names are those of their respective owners.