



# SILK

***STANPRO***





# Crafting Lightscaapes

Stanpro is one of the largest Canadian lighting companies who continuously aspire to offer innovative lighting solutions to the North American market. Our cylinders are tailor-made to meet the distinctive needs of architectural lighting by offering the perfect blend of style, functionality, and performance, thereby making it the ideal choice for any high-end application. Opting for a captivating lighting solution will take any space to the next level. Cylinders are the perfect option to make a memorable statement by adding depth and dimension to the chosen application.







# Index

## 4 \_ PRODUCT

- 06 \_ Designed and Assembled  
in Canada
- 08 \_ SILK Series
- 10 \_ Smooth as Silk
- 14 \_ Excellence in Every Detail

## 16 \_ CONFIGURATION

- 18 \_ Unleash the Possibilities
- 20 \_ Choose the Perfect Hue


## 22 \_ MOUNTING

- 24 \_ Suspended
- 26 \_ Surface
- 28 \_ Wall
- 30 \_ Create the Perfect  
Color Combinations
- 32 \_ Be Special










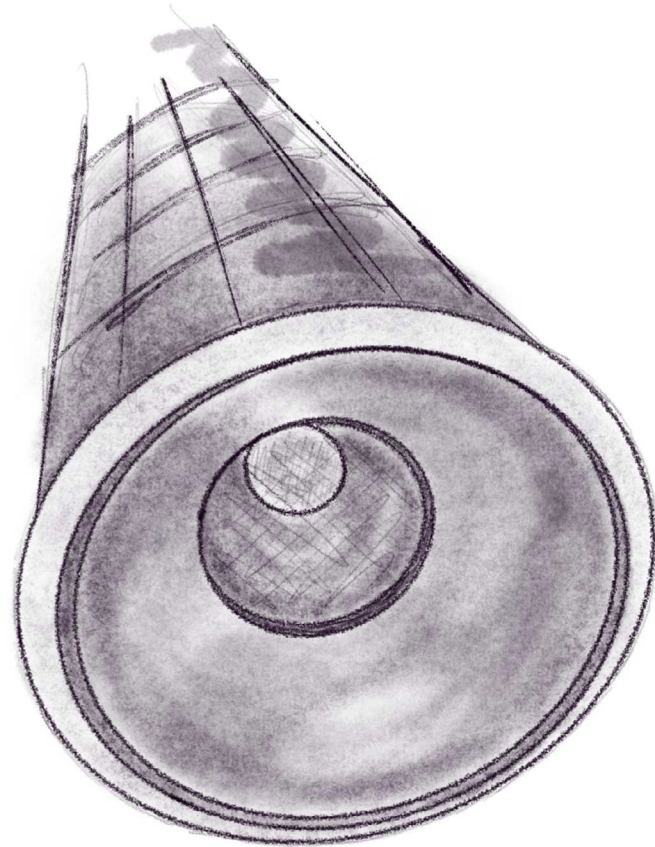
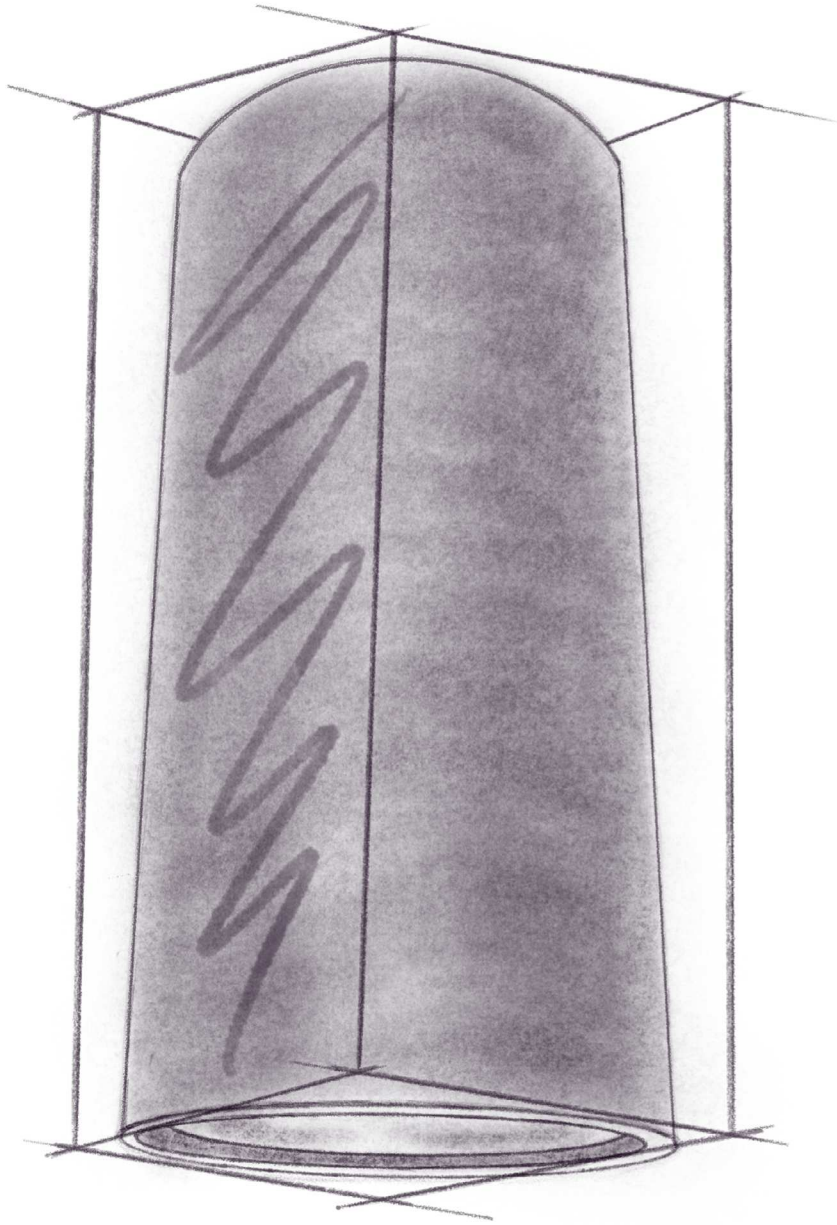
PRODUCT

Where Style  
Meets  
Functionality



# Designed and Assembled in Canada

Our engineers, along with our product development team, have meticulously developed the SILK LED Architectural Cylinder series inside and out to ensure our commitment of combining progressive technology with the needs of evolving lighting designs are met in the Canadian marketplace. Carefully selecting the right quality components, our team has thoughtfully built the SILK from A to Z. Backed with leading certification authorities and a 5-year warranty, our product will perform to the highest of expectations. Proudly designed and assembled in Canada, the SILK Architectural LED Cylinder is made to stand out.





# SILK Series

With a variety of mountings and options to choose from, the SILK LED Architectural Cylinder series stands out with its sleek and aesthetic design. It is the perfect lighting solution to transform and elevate any chosen space and make vision, a reality.

SUSPENDED





SURFACE

WALL



# Smooth as Silk

## THE ESSENCE OF SOPHISTICATION

Crafted from powder-coated extruded aluminum housing, our cylinders combine durability with a sleek look. The finishing leaves no room for visible gaps or screws, providing a truly seamless appearance. Perfect to add an elegant touch to the chosen space without compromising on functionality nor performance.

## KEEP COOL FOR OPTIMAL PERFORMANCE

The heat sink is a crucial element in the design, ensuring the long-lasting life of the different electrical components. Made of forged aluminum, our heat sink provides superior heat dissipation capabilities, ensuring optimal performance.







## FROM SUBTLE TO REMARKABLE

Fabricated of glass, our quality lenses provide uniform light diffusion and glare reduction. Available in clear or frosted finish, select the lens that is best suited to obtain the desired lighting result. Where accented or brightened light is required, our clear lens will help deliver the necessary brightness that a specific application requires. If a softer, diffused light is needed, opt for our frosted lens.




Clear Lens



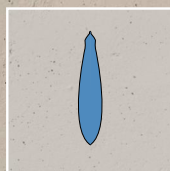
Frosted Lens

## SOFTEN THE LIGHT

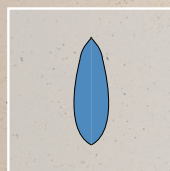
Made of die-cast aluminum, our bevel baffle adds visual depth to the application by directing and shaping the light. Our design not only enhances visual comfort by reducing glare, but also ensures complete light containment eliminating any light leakage.




Spot



Narrow Flood



Flood



Wide





# Excellence in Every Detail

Estimated life of over

50 000 hours to L70

Chip-on-board (COB)

LED binning of a maximum of 3 step  
MacAdam Ellipse for color consistency





Up to

109 LM/W

High efficacy without sacrificing  
light quality

Realistic and vibrant colors

80+ or 90+ CRI

For true color accuracy

Standard 0-10V driver

Dim to 1%

Optional line voltage driver  
available for 120 V







# CONFIGURATION

Designed  
With Care,  
Tailored to  
Perfection



# Unleash the Possibilities



## LENS



Frosted



Clear

## BEAM ANGLE



Spot  
15° to 21.5°



Narrow flood  
24° to 40.5°



Flood  
38° to 44.2°



Wide  
60° to 65°

## COLOR TEMPERATURE



2 700 K



3 000 K



3 500 K



4 000 K



5 000 K

## FINISH



White



Black



Silver




Special Color  
(Provide Ral#)


## BAFFLE FINISH



White



Black

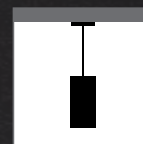


Silver



Alzak

## MOUNTING OPTION



Suspended



Surface



Wall

## LUMEN PACKAGE



**1 800**  
LUMENS



**2 500**  
LUMENS



**3 400**  
LUMENS



**5 000**  
LUMENS

## LIGHT DIRECTION



Down Only



# Choose the Perfect Hue

With five distinct color temperatures to choose from, select the right hue to create the perfect lighting environment. Whether it be a soft and tranquil lighting to create a calm atmosphere for relaxation, or a bright and vibrant lighting for optimal productivity, the result is a comfortable ambiance that is conducive to the tasks needed to be performed.



2 700 K

3 000 K

3 500 K

4 000 K

5 000 K



2 700 K

WARM

Relaxing  
Tranquil  
Cozy ambiance

Restaurant  
Lounge  
SPA



3 000 K

SOFT WHITE

Inviting  
Calming  
Convivial

Lobby  
Retail  
Hotel



3 500 K

NEUTRAL

Balanced  
Friendly  
Comfortable

Beauty salon  
Cafeteria  
Common areas



4 000 K

COOL

Clean  
Precise  
Productive

Office  
Conference room  
Classroom



5 000 K

DAYLIGHT

Crisp  
Vibrant  
Invigorating

Airport  
Exhibition centers  
Art studio







# MOUNTING

Open the  
Door to  
Unlimited  
Possibilities





# Suspended

6"

Diameter

13<sup>1/8</sup>"

Height

Suitable for

DAMP

Location



Scan for more details



## CABLE SUSPENSION

- Available in 72" and 120" (field adjustable)
- Cylinder is suspended by power cable, no aircraft required

## STEM SUSPENSION

- Available in 12", 24", 36", and 48"
- The stem suspension comes with a ball joint that allows for 45 degree tilt





5) RESTAURANT  
4) GALLERY  
3) CONFERENCE  
ROOM  
2) GYM  
1) RECEPTION



# Surface



6"

Diameter

13<sup>1/4</sup>"

Height

Suitable for

WET

Location

Scan for more details







↑ Transfer to A Boarding Gates

🧳 Baggage Claim    ✈ Arrivals ↓

↑ Transfer to A Boarding Gates

🧳 Baggage Claim    ✈ Arrivals ↓

↑ Transfer to A Boarding Gates

🧳 Baggage Claim    ✈ Arrivals ↓


↑ Transfer to A Boarding Gates

🧳 Baggage Claim    ✈ Arrivals ↓

↑ Transfer to A Boarding Gates

🧳 Baggage Claim    ✈ Arrivals ↓

# Wall



6"

Diameter

13<sup>1/4</sup>"

Height

Suitable for

WET

Location

Light direction

DOWN

Only

Scan for more details







# Create the Perfect Color Combinations

Our SILK series opens a world of infinite color possibilities. Three standard finishes include black, white, and silver. Tailor the housing, baffle, canopy, and suspension to complement the desired space.





# Be Special

SILK is designed to embrace the limitless possibilities of colors by bringing imagination to life. From vibrant hues to subtle tones, our special color option will ignite creativity by adding a personal, custom touch to any project.













[standardpro.com](http://standardpro.com)

***ST******NPRO***