








COMMERCIAL LED RECESSED LUMINAIRES



		L3PNV	L3PNB	SKYWALK	L3PNX	L3FRM	L3CBA	L3CBX
		LED Backlit Panel	LED Backlit Panel	LED Architectural Recessed Luminaire	Smart LED Backlit panel	LED Frame Light	LED Center Basket	Smart LED Center Basket
								
Main Selling Features		Thin frame design for a modern frameless look when installed. A cost-effective solution for all applications without compromising on features or performance!	High efficiency backlit panel with high performance, superior uniformity, and reduced glare. Perfect for use in offices, schools, and all commercial buildings	Unique tri-luminous lens and architectural design. Offers a troffer-like appearance but with the lightweight construction of a backlit panel.	Next generation backlit panels featuring integrated Bluetooth® Mesh technology and sensor socket. Seamlessly connects with the Genio control system and mobile app.	Modern and subdued lighting solution, all within a sleek and pre-assembled frame design.	Classic center basket design makes it equally suitable for retrofit and new construction applications. Ideal for when soft and even illumination is desired.	Next generation center baskets featuring integrated Bluetooth® Mesh technology and sensor socket. Seamlessly connects with the Genio control system and mobile app.
Sizes		1'x4', 2'x2' & 2'x4'	1'x4', 2'x2' & 2'x4'	1'x4', 2'x2' & 2'x4'	1'x4', 2'x2' & 2'x4'	1'x4', 2'x2' & 2'x4'	1'x4', 2'x2' & 2'x4'	1'x4', 2'x2' & 2'x4'
Lumen Output (lm)	CCT & Power Selectable	1'x4': 2 288 / 2 955 / 3 585 / 4 025 / 4 477 2'x2': 2 226 / 2 882 / 3 488 / 3 938 / 4 397 2'x4': 3 639 / 4 074 / 4 494 / 5 130 / 5 526	1'x4': 2 750 / 4 000 / 5 100 2'x2': 2 750 / 4 000 / 5 100 2'x4': 4 100 / 5 400 / 6 600	1'x4': 2 750 / 3 300 / 3 850 2'x2': 3 125 / 3 750 / 4 375 2'x4': 3 750 / 5 000 / 6 250	-	1'x4': 2 607 / 3 225 / 3 842 / 4 397 / 4 975 2'x2': 2 620 / 3 234 / 3 954 / 4 385 / 4 942 2'x4': 3 750 / 4 213 / 4 883 / 5 272 / 5 882	1'x4': 2 660 / 3 250 / 3 810 2'x2': 3 300 / 3 870 / 4 410 2'x4': 4 794 / 5 244 / 6 075	-
	Tunable White & Power Selectable	-	-	-	1'x4': Up to 5 200 2'x2': Up to 5 000 2'x4': Up to 6 500	-	-	1'x4': Up to 3 900 2'x2': Up to 4 410 2'x4': Up to 5 985
Volts (V)		120-347	120-347	120-347	120-347	120-347	120-347	120-347
Color Temperature (K)	CCT & Power Selectable	5 CCT: 3 000 / 3 500 / 4 000 / 5 000 / 6 500	3 CCT: 3 500 / 4 000 / 5 000	3 CCT: 3 500 / 4 000 / 5 000	-	5 CCT: 3 000 / 3 500 / 4 000 / 5 000 / 6 500	3 CCT: 3 500 / 4 000 / 5 000	-
	Tunable White	-	-	-	From 3 000 to 5 000	-	-	From 3 000 to 5 000
Dimming		0-10 V	0-10 V	0-10 V	Wireless Bluetooth® Dimming PIR Motion Sensor (sold separately) easily installs onto the luminaire for Tri-Level, Bi-Level, On/Off and Daylight Harvesting capabilities	0-10 V	0-10 V	Wireless Bluetooth® Dimming PIR Motion Sensor (sold separately) easily installs onto the luminaire for Tri-Level, Bi-Level, On/Off and Daylight Harvesting capabilities
Mounting Options		Recessed Surface ¹ Suspended ¹	Recessed Surface ¹ Suspended ¹	Recessed	Recessed Surface ¹ Suspended ¹	Recessed	Recessed Surface ¹	Recessed Surface ¹
DLC		Standard	Premium	Standard (1'x4') Premium (2'x2' & 2'x4')	Premium	Premium	Premium	Premium

¹ Requires additional accessories (sold separately).