

RMER RECESSED EDGELIT

Transform your interior space with the sleek and distinguished RMER series of commercial edgelit signs. Enjoy a refined aesthetic with the standard recessed mount, elevating the overall appearance. The RMER series is available in AC/DC and internally self-powered versions.

FEATURES AND SPECIFICATIONS

- **Circuitry - AC/DC**
 - LED ultra bright light source
 - 120-347 VAC Input
 - 120V/0.03A/2.50W, 277V/0.03A/2.50W, 347V/0.03A/2.50W max power consumption
 - Emergency DC wattages as follows:
6, 12, 24VDC =1.1W
- **Approvals**
 - CSA Certified to C22.2 #141-15
 - CSA Certified to C860-1
- **Compliance**
 - Meets requirements of ICES-005
- **Circuitry - self-powered**
 - LED ultra bright light source
 - 120-347 VAC Input
 - 120V/0.038A/3W, 277V/0.038A/3W, 347V/0.038A/3W max power consumption
 - High-performance, sealed Ni-Cad battery
 - 120 minutes emergency duration
 - Solid state transfer and battery charger
- **Specifications**
 - Trim and housing made of high grade aluminum
 - Brushed aluminum trim available as accessory
 - Backbox made of galvanized steel
 - All electronics and faceplate mounted to single chassis for rapid and simple installation
 - Hanger bars for drywall ceilings or walls included. Maximum extension of 540 mm
 - White powder coat finish standard
 - Damp location
 - Every unit come standard with multiple running man legends
 - Temperature: +10°C to +40°C

OVERVIEW

Light Source	LED
Input voltage (V AC)	120-347
Power consumption: AC/DC	120V/0.03A/2.50W, 277V/0.03A/2.50W, 347V/0.03A/2.50W
Power consumption: Self-powered	Maximum input (IB1 suffix): 120V/0.038A/3W, 277V/0.038A/3W, 347V/0.038A/3W
DC voltage/Power	6, 12, 24VDC =1.1W



6

damp
location



ICES
005



For complete warranty details, please see our terms and conditions on our website

TYPICAL SPECIFICATION



TYPICAL SPECIFICATION

Supply and install Stanpro RMER Series, The Running Man Edgelit Exit Sign shall operate with AC/DC field selectable 120-347 V AC Input, field selectable Emergency DC voltage as follows 6, 12, 24 1.1W. The Self powered configuration shall be AC field selectable 120-347v and consist of a long lasting Nickel-Cadmium battery and shall stay illuminated for a minimum of 120 minutes upon AC failure. The face shall be illuminated by using LED ultra-bright light source. The sign shall be suitable for recessed mount and come complete with 3 Running Man fibers for universal direction. The frame shall be extruded aluminum and come complete with an acrylic face plate for maximum uniformity. The Exit Running Man Sign shall be CSA 22.2 No.141-15 certified, ICES 005 compliant and be Stanpro model number RMER_____.

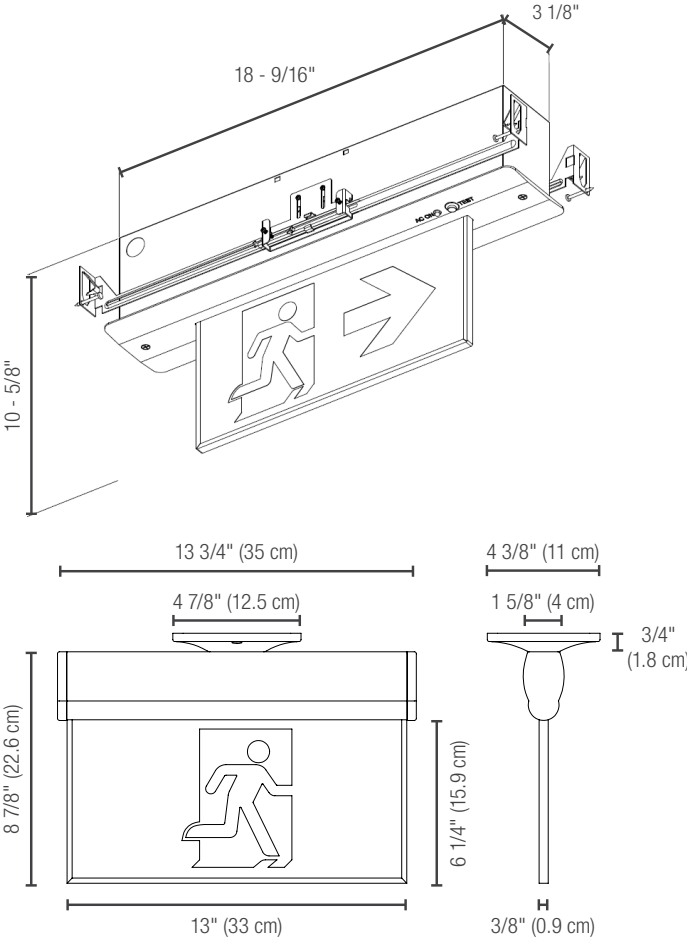
Data is based upon tests performed in a controlled environment. Actual performance can vary depending on operating conditions.
All products are subject to change or may be discontinued any time without notice.

Model number	DC volts (V DC)	Nbr of face	Light source	Input volts (VAC)	Color
RMEROWH-UDC	UDC	Universal	LED	120-347	White
RMEROWH-IB1	IB1	Universal	LED	120-347	White

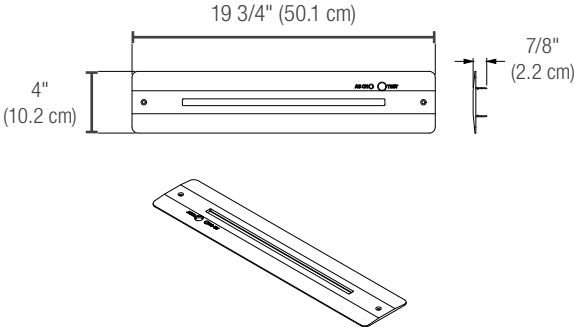
ACCESSORIES

Model number	Type
TRIM-ER-U-BA	Trim plate kit brushed aluminum UDC
TRIM-ER-B-BA	Trim late kit brushed aluminum self powered

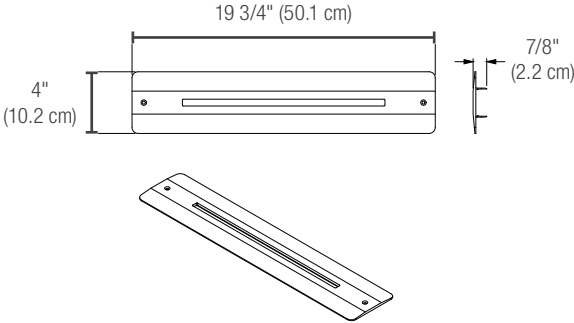
DIMENSIONS



TRIM-ER-B-BA



TRIM-ER-U-BA



CONFIGURATIONS



Comes standard with three pictogram legends for direction selection.



For double face no arrow options, please order: FIBER-ES-ER-0

Data is based upon tests performed in a controlled environment. Actual performance can vary depending on operating conditions. All products are subject to change or may be discontinued any time without notice.