A minimalist white hallway with a circular pendant light and a vase of flowers. The hallway is brightly lit, with a circular pendant light hanging from the ceiling. The walls are white, and the floor is also white. A vase with flowers is placed on the right side of the hallway. The word "KOLIKA" is written in large, black, sans-serif capital letters across the center of the image.

KOLIKA

STANPRO

01

KOLIKA
LINEAR RECESSED

02

KOLIKA
RING



The Visual Experience

At Stanpro, we design lighting that does more than just illuminate — it transforms the way we experience space. As one of Canada's leading lighting companies, we craft products that elevate every setting and enrich the mood, atmosphere, and experience.

Our architectural lighting solutions blend cutting-edge technology with timeless design, empowering architects, designers, and visionaries to elevate every space. With a deep commitment to quality, performance, and creativity, Stanpro transforms spaces into stories, bringing light to life in the most captivating ways.

The KOLIKA Series delivers a versatile collection of architectural luminaires that empowers designers to transform light into a captivating visual experience.



Index

4 — READILY AVAILABLE


- 06 — KOLIKA - L1KSL
- 10 — KOLIKA - L1KCL GEN.2
- 14 — Corner Connectors
- 16 — KOLIKA - R1KCL
- 20 — Countless Lighting Choices

22 — YOUR DESIGN, OUR KOLIKA SHINES

- 24 — Lighting with a Canadian
Signature
- 28 — Excellence in Every Detail

32 — MOUNTING

- 34 — Suspended
- 36 — Surface
- 38 — Recessed



KOLIKA RING



KOLIKA Y SHAPE



KOLIKA X SHAPE


THE KOLIKA SERIES

READILY AVAILABLE

The KOLIKA family offers refined design and modular flexibility across multiple mounting styles and configurations. From linear profiles to dynamic rings and illuminated corner connectors, KOLIKA delivers the tools to craft inspiring, modern spaces.

Ideal for commercial interiors, hospitality, offices, museums, or retail, KOLIKA stands apart with its balance of clean aesthetics, customizable features, and superior performance.





KOLIKA 120° CONNECTOR



KOLIKA L SHAPE



KOLIKA LINEAR

SLIM KOLIKA LINEAR





SLIM, SEAMLESS, STUNNING!

The KOLIKA L1KSL features a slim profile, selectable color temperatures, flexible direct or direct/indirect lighting, and illuminated corner connectors — making it the ideal choice for commercial spaces seeking a sleek, modern look.

KOLIKA - L1KSL

LED LINEAR ARCHITECTURAL - SLIM

Dimming

0-10 V

(dim to off)

90 CRI

For true color accuracy

Suitable for

DRY

Location

120-347

Volt




Scan for more details






MOUNTING OPTION



Suspended

LIGHT DIRECTION



Indirect 0% /
Direct 100%



Indirect 10% /
Direct 90%



Indirect 30% /
Direct 70%

COLOR TEMPERATURE



3 000 K



3 500 K



4 000 K

FINISH



White



Black

POWER

⚡ 2': 15/20/25 W

⚡ 4': 30/40/50 W

⚡ 8': 50/64/80 W

DELIVERED LUMENS AT 100% DIRECT LIGHT

2'



1 725/2 300/2 875
LUMENS

4'




3 450/4 600/5 750
LUMENS

8'




4 600/5 750/7 360
LUMENS


SIZE



2'



4'



8'

CORNER CONECTORS



L




T



Y



X



120°



DESIGNED FOR FLEXIBILITY!

The KOLIKA L1KCL Gen. 2 brings architectural sophistication and exceptional adaptability to modern interiors. Available in timeless matte black or white finish, this fixture offers impactful performance with multiple customizable configurations.

KOLIKA L1KCL GEN.2

LED ARCHITECTURAL LINEAR

0-10 V

Dimming standard

80+ CRI

For true color accuracy


Suitable for

DAMP

location

120-277

Volt

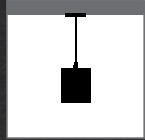


Scan for more details






MOUNTING OPTION



Suspended

LIGHT DIRECTION



Indirect 0% /
Direct 100%



Indirect 25% /
Direct 75%

COLOR TEMPERATURE



3 000 K



3 500 K



4 000 K

FINISH



White



Black

POWER

⚡ 2': 20 W

⚡ 4': 25 W, 40 W

⚡ 8': 80 W

DELIVERED LUMENS AT 100% DIRECT LIGHT

2'



2 120 - 2 400
LUMENS

4'




2 875 - 4 844
LUMENS

8'




9 120 - 9 760
LUMENS


SIZE



2'



4'



8'

CORNER CONECTORS



L




T



Y



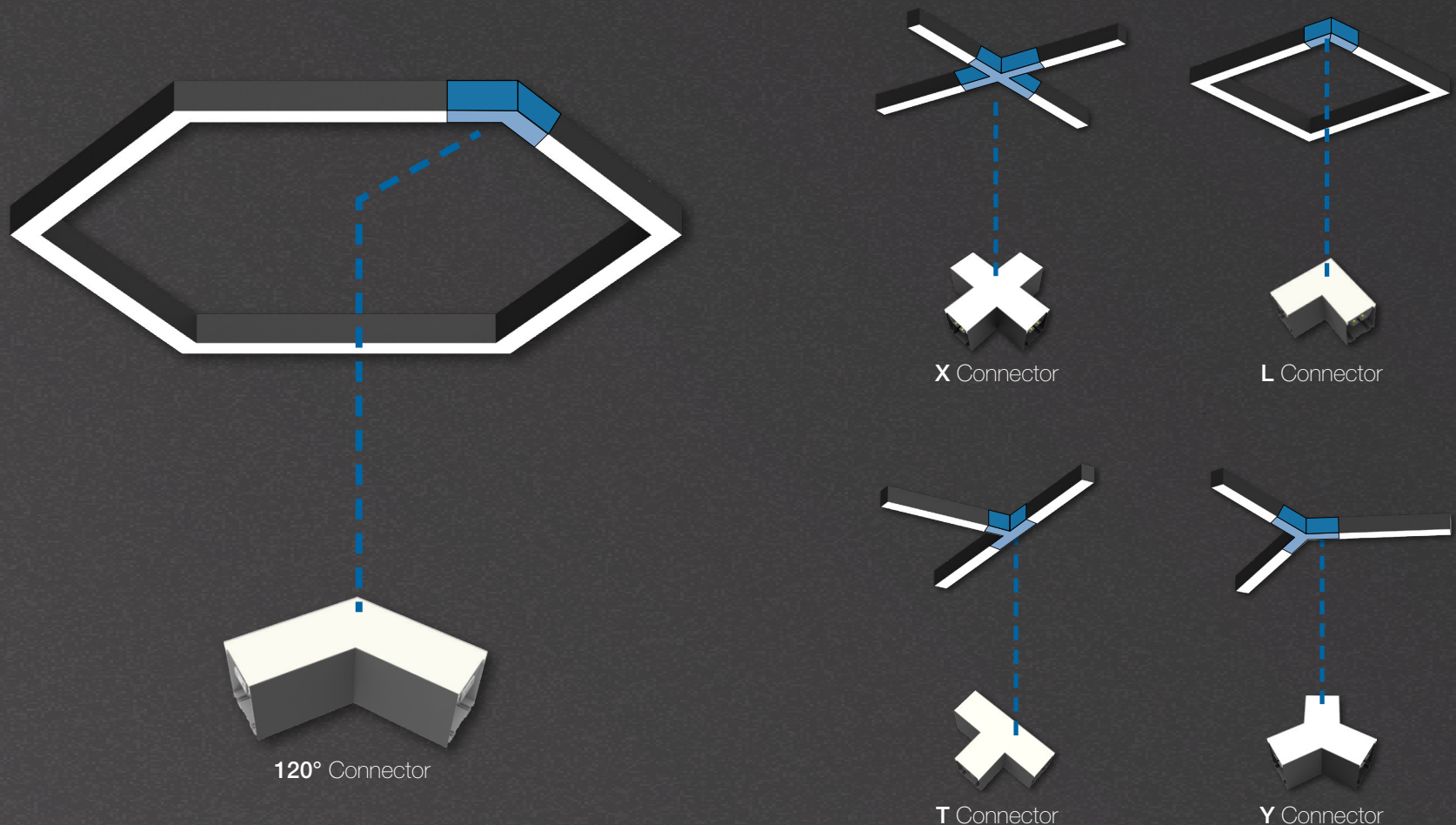
X



120°

Corner Connectors

With KOLIKA's illuminated corner connectors, lighting transforms into a seamless design language. Whether creating shapes like L, T, X, Y, or 120° angles, these precision-crafted accessories open a world of creative expression that brings any lighting vision to life.







TAILORED LIGHTING DESIGN!

The KOLIKA RING provides flexible control over direct and indirect lighting, seamlessly adapting to the desired mood and function. With four selectable CCT options and adjustable output ratios, it strikes the perfect balance between ambient comfort and visual impact. Ideal for a variety of applications, from collaborative workspaces to social environments.

KOLIKA - R1KCL

LED ARCHITECTURAL RING

0-10 V

Dimming standard

90 CRI

For true color accuracy

Suitable for

DAMP

location

120-347

Volt


3 3/8"

2 3/4"

Scan for more details



MOUNTING OPTION



Suspended

LIGHT DIRECTION



Indirect 0% /
Direct 100%



Indirect 30% /
Direct 70%



Indirect 40% /
Direct 60%



Indirect 50% /
Direct 50%

COLOR TEMPERATURE



3 000 K



3 500 K



4 000 K



5 000 K

FINISH



White



Black

POWER

⚡ **2'**: 10/20/30/40 W

⚡ **3'**: 50/60/70/80 W

⚡ **4'**: 60/80/90/100 W

DELIVERED LUMENS AT 100% DIRECT LIGHT

2'



647 – 3 441
LUMENS

3'



3 499 – 6 777
LUMENS

4'



4 127 – 8 551
LUMENS

SIZE

2'



3'



4'






Countless Lighting Choices

KOLIKA LINEAR

PERFORMANCE WITH PURPOSE!

The KOLIKA LINEAR series pairs a clean, minimalist design with adaptable functionality, offering direct/indirect light distribution options. These luminaires deliver efficient, high-quality illumination, adapting to various applications and events, from social gatherings to focused work sessions. Ideal for defining the perfect atmosphere in commercial interiors.



KOLIKA RING

TAILORED LIGHTING DESIGN!

The KOLIKA RING provides flexible control over direct and indirect lighting, seamlessly adapting to the desired mood and function within the space. This feature allows light to be directed with intention, whether emphasizing specific areas or softening the overall lighting scheme. Adjusting the distribution ratio helps achieve the right visual balance, enhancing both comfort and aesthetics allowing for greater creativity and customization in lighting design.





01

SUSPENDED

YOUR DESIGN,
OUR KOLIKA SHINES



02

SURFACE



03

RECESSED

KOLIKA LINEAR made to order luminaires offer complete design freedom. Every element, from length to mounting type, can be specified to meet unique project demands. Ideal for bringing bold concepts to life while maintaining high performance and cohesive aesthetics. Our light, your way.

Lighting with a Canadian Signature

Designed and assembled in Canada, the KOLIKA Series reflects a commitment to innovation. With every detail thoughtfully engineered to meet the highest standards, KOLIKA represents the strength and creativity of Canadian design. Backed with leading certification authorities and a 5-year warranty, our product will perform to the highest of expectations.





KOLIKA

Where Style
Meets
Functionality





EXCELLENCE IN EVERY DETAIL


Estimated life of over

150 000 hours to L70

Chip-on-board (COB)

**LED binning of a maximum of 3 step
MacAdam Ellipse for color consistency**





Up to

850 LM/FT

High efficacy without sacrificing
light quality

Realistic and vibrant colors

90+ CRI

For true color accuracy

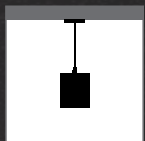
Standard 0-10V driver

Dim to 1%

Optional line voltage driver
available for 120 V



MOUNTING OPTION



Suspended




Surface



Recessed

LIGHT DIRECTION



Indirect 0% /
Direct 100%

COLOR TEMPERATURE



3 000 K



3 500 K



4 000 K



5 000 K

FINISH



White



Black




Silver



Special Color
(Provide Ral#)

VOLTS

 120, 120-277, and 347

LUMEN PACKAGE*



320-850

LUMENS PER FOOT

*Information based on 4' fixture

SIZE



2'-100'





MOUNTING

Open the
Door to
Unlimited
Possibilities



Suspended

Single continuous run from

2'-100'

3"

Width

4"

Height

Suitable for

DAMP

location



Scan for more details





Surface

Single continuous run from

2'-100'

3"

Width


4"

Height

Suitable for

DAMP

location



Scan for more details





Recessed

Single continuous run from

2'-100'

3"

Width


4"

Height

Suitable for


DAMP

location



Scan for more details





The Perfect Tone for Every Vision

KOLIKA offers a wide selection of colour finishes to complement any design intent. From vibrant hues to subtle tones, our special color option will ignite creativity by adding a personal, custom touch to any project.





June 26, 2025

standardpro.com

